

Description: 2.4-2.5GHz PCB Antenna with coax feed

Series: Internal PCB

PART NUMBER: W3525BXXX



Features:

- 2400-2500 MHz
- Size: 10.7 x 47.7 x 0.8 mm
- Gain 1.5dBi
- Radiation pattern Omni
- Cable length, see page 2
- Connector U.FL compatible
- RoHS Compliant

Applications:

- 2.4GHz ISM band radios
- WiFi, Bluetooth, BLE, ZigBee
- Devices requiring internal antenna
- Security, IoT, Monitoring, Industrial applications

All dimensions are in mm / inches

Issue: 2003

In the effort to improve our products, we reserve the right to make changes judged to be necessary.

CONFIDENTIAL AND PROPRIETARY INFORMATION

This document contains confidential and proprietary information of Pulse Electronics, Inc. (Pulse) and is protected by copyright, trade secret and other state and federal laws. Its receipt or possession does not convey any rights to reproduce, disclose its contents, or to manufacture, use or sell anything it may describe. Reproduction, disclosure or use without specific written authorization of Pulse is strictly forbidden.

For more information:

Pulse Worldwide Headquarters
15255 Innovation Drive #100
San Diego, CA 92128
USA
Tel: 1-858-674-8100

Pulse/Larsen Antennas
18110 SE 34th St Bldg 2 Suite 250
Vancouver, WA 98683
USA
Tel: 1-360-944-7551

Europe Headquarters
Pulse GmbH & Do, KG
Zeppelinstrasse 15
Herrenberg, Germany
Tel: 49 7032 7806 0

Pulse (Suzhou) Wireless Products Co, Inc.
99 Huo Ju Road(#29 Bldg,4th Phase
Suzhou New District
Jiangsu Province, Suzhou 215009 PR China
Tel: 86 512 6807 9998



Description: 2.4-2.5GHz PCB Antenna with coax feed
Series: Internal PCB
PART NUMBER:W3525BXXX
This document covers all product variants of the following product family

Part Number	Cable Length	Adhesive Tape	Cable type	Connector type	Frequency	Max Gain
W3525B039	3.9" / 100 mm	N.A.	∅1.13mm Coax Cable, Gray color	I-PEX MHF or equivalent, Compatible with U.FL	2.4 GHz	2 dBi
W3525B052	5.2" / 132.1 mm	N.A.				
W3525B100	10" / 254 mm	N.A.				
W3525B039T	3.9" / 100 mm	3M 467 (T=0.05mm)				
W3525B0150T	150 mm	3M 467 (T=0.05mm)				
W3525B0250	250 mm	N.A.				

Issue: 2003

In the effort to improve our products, we reserve the right to make changes judged to be necessary.

CONFIDENTIAL AND PROPRIETARY INFORMATION

This document contains confidential and proprietary information of Pulse Electronics, Inc. (Pulse) and is protected by copyright, trade secret and other state and federal laws. Its receipt or possession does not convey any rights to reproduce, disclose its contents, or to manufacture, use or sell anything it may describe. Reproduction, disclosure or use without specific written authorization of Pulse is strictly forbidden.

For more information:

 Pulse Worldwide Headquarters
 15255 Innovation Drive #100
 San Diego, CA 92128
 USA
 Tel:1-858-674-8100

 Pulse/Larsen Antennas
 18110 SE 34th St Bldg 2 Suite 250
 Vancouver, WA 98683
 USA
 Tel: 1-360-944-7551

 Europe Headquarters
 Pulse GmbH & Do, KG
 Zeppelinstrasse 15
 Herrenberg, Germany
 Tel: 49 7032 7806 0

 Pulse (Suzhou) Wireless Products Co, Inc.
 99 Huo Ju Road(#29 Bldg,4th Phase
 Suzhou New District
 Jiangsu Province, Suzhou 215009 PR China
 Tel: 86 512 6807 9998


Description: 2.4-2.5GHz PCB Antenna with coax feed

PART NUMBER: W3525BXXX

Series: Internal PCB

ELECTRICAL SPECIFICATIONS

Antenna Type	Dipole PCB+Cable
Frequency	2400-2500MHz
Nominal Impedance	50 Ω
VSWR	2.5:1
Radiation Pattern	Omni
Gain	1.5dBi
Efficiency	55%
Polarization	Vertical
Power Withstanding	1W

MECHANICAL SPECIFICATIONS

Overall Length	10.7x47.7x0.8mm
Antenna Material	PCB
Connector type	I-PEX or equivalent
Cable type	MI-113 Gray

ENVIRONMENTAL SPECIFICATIONS

Operating Temperature	-40° C~+85 ° C
Storage Temperature	-40° C~+85 ° C
RoHS Compliant	Yes

OTHER SPECIFICATIONS

Issue: 2003

In the effort to improve our products, we reserve the right to make changes judged to be necessary.

CONFIDENTIAL AND PROPRIETARY INFORMATION

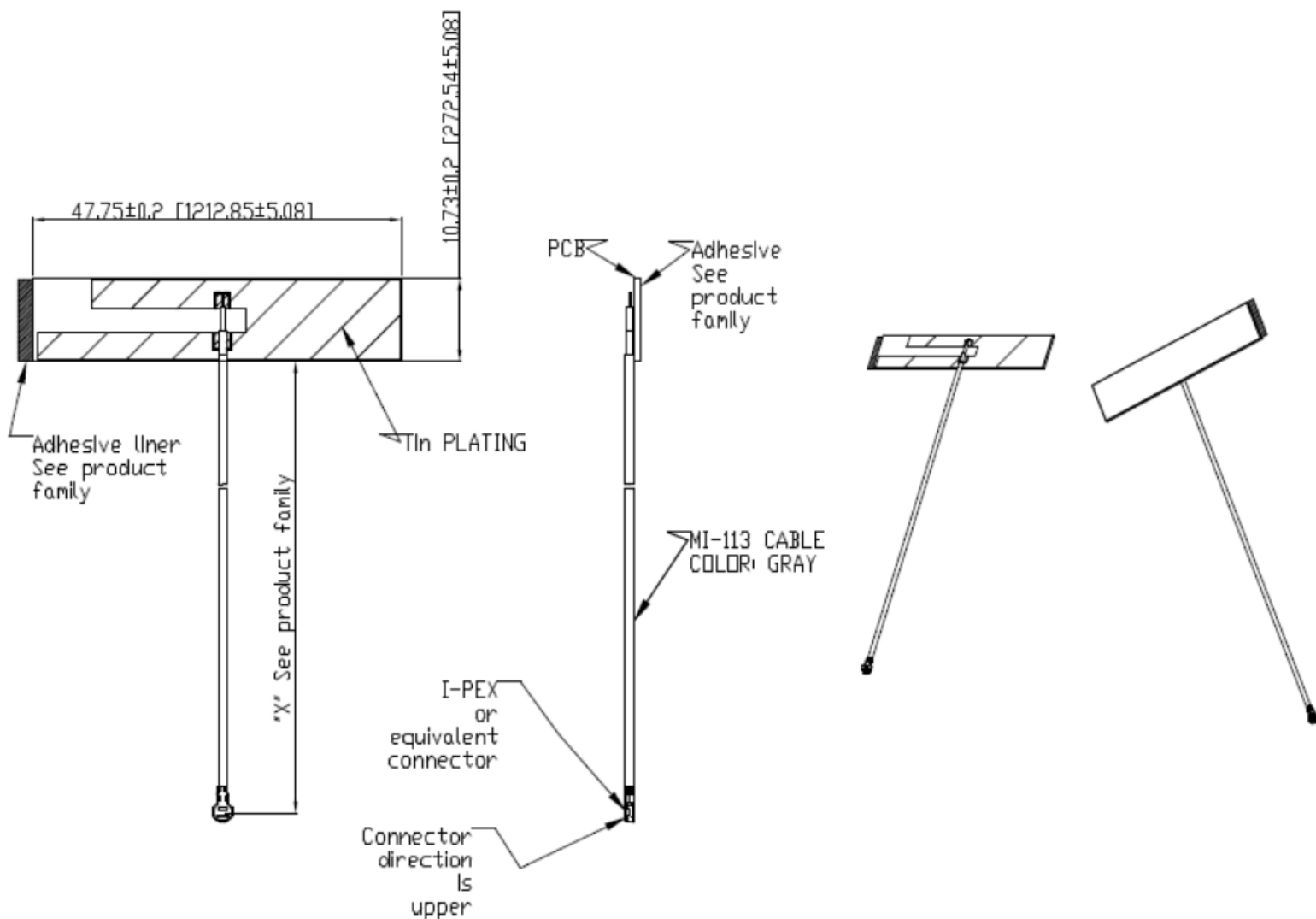
This document contains confidential and proprietary information of Pulse Electronics, Inc. (Pulse) and is protected by copyright, trade secret and other state and federal laws. Its receipt or possession does not convey any rights to reproduce, disclose its contents, or to manufacture, use or sell anything it may describe. Reproduction, disclosure or use without specific written authorization of Pulse is strictly forbidden.

Description: 2.4-2.5GHz PCB Antenna with coax feed

Series: Internal PCB

PART NUMBER: W3525BXXX

MECHANICAL DRAWING



Part Number	Frequency(GHz)	Max Gain(dBi)	Impedance(ohm)	PWB Length(in/mm)	Cable Length(in/mm)	Adhesive Tape
W3525B039	2.4	2	50	1.87/47.7	3.9/100	N/A
W3525B052	2.4	2	50	1.87/47.7	5.2/132.1	N/A
W3525B100	2.4	2	50	1.87/47.7	10/254	N/A
W3525B039T	2.4	2	50	1.87/47.7	3.9/100	Required

Dimension unit: mm/inch

Issue: 2003

In the effort to improve our products, we reserve the right to make changes judged to be necessary.

CONFIDENTIAL AND PROPRIETARY INFORMATION


This document contains confidential and proprietary information of Pulse Electronics, Inc. (Pulse) and is protected by copyright, trade secret and other state and federal laws. Its receipt or possession does not convey any rights to reproduce, disclose its contents, or to manufacture, use or sell anything it may describe. Reproduction, disclosure or use without specific written authorization of Pulse is strictly forbidden.

Description: 2.4-2.5GHz PCB Antenna with coax feed

PART NUMBER: W3525BXXX

Series: Internal PCB

TEST SETUP



Issue: 2003

In the effort to improve our products, we reserve the right to make changes judged to be necessary.

CONFIDENTIAL AND PROPRIETARY INFORMATION

This document contains confidential and proprietary information of Pulse Electronics, Inc. (Pulse) and is protected by copyright, trade secret and other state and federal laws. Its receipt or possession does not convey any rights to reproduce, disclose its contents, or to manufacture, use or sell anything it may describe. Reproduction, disclosure or use without specific written authorization of Pulse is strictly forbidden.

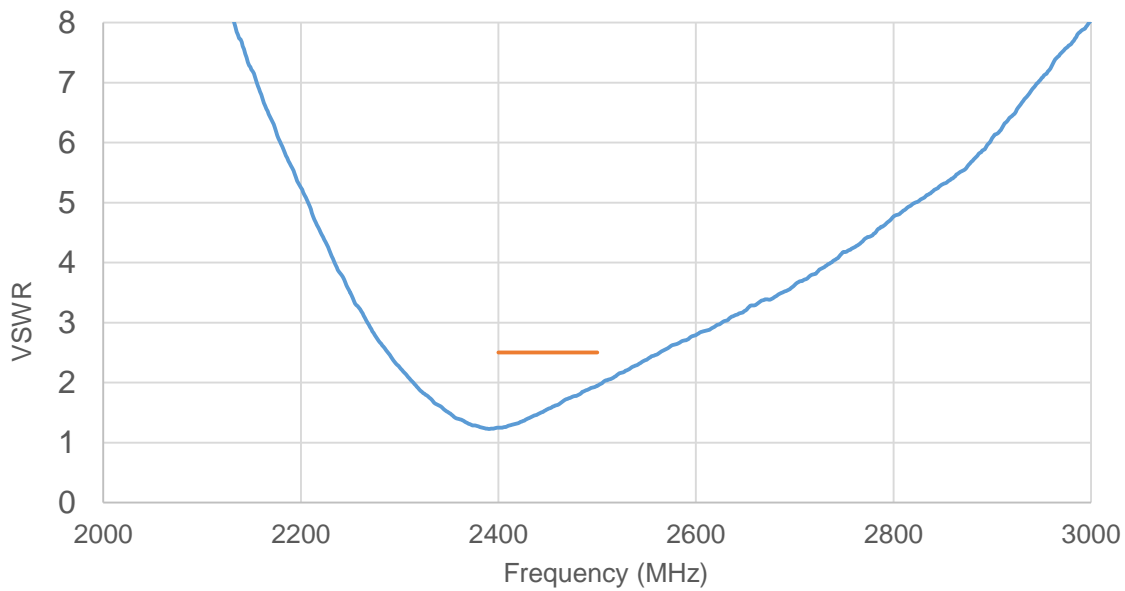
Description: 2.4-2.5GHz PCB Antenna with coax feed

PART NUMBER: W3525BXXX

Series: Internal PCB

CHARTS

VSWR



Issue: 2003

In the effort to improve our products, we reserve the right to make changes judged to be necessary.

CONFIDENTIAL AND PROPRIETARY INFORMATION

This document contains confidential and proprietary information of Pulse Electronics, Inc. (Pulse) and is protected by copyright, trade secret and other state and federal laws. Its receipt or possession does not convey any rights to reproduce, disclose its contents, or to manufacture, use or sell anything it may describe. Reproduction, disclosure or use without specific written authorization of Pulse is strictly forbidden.

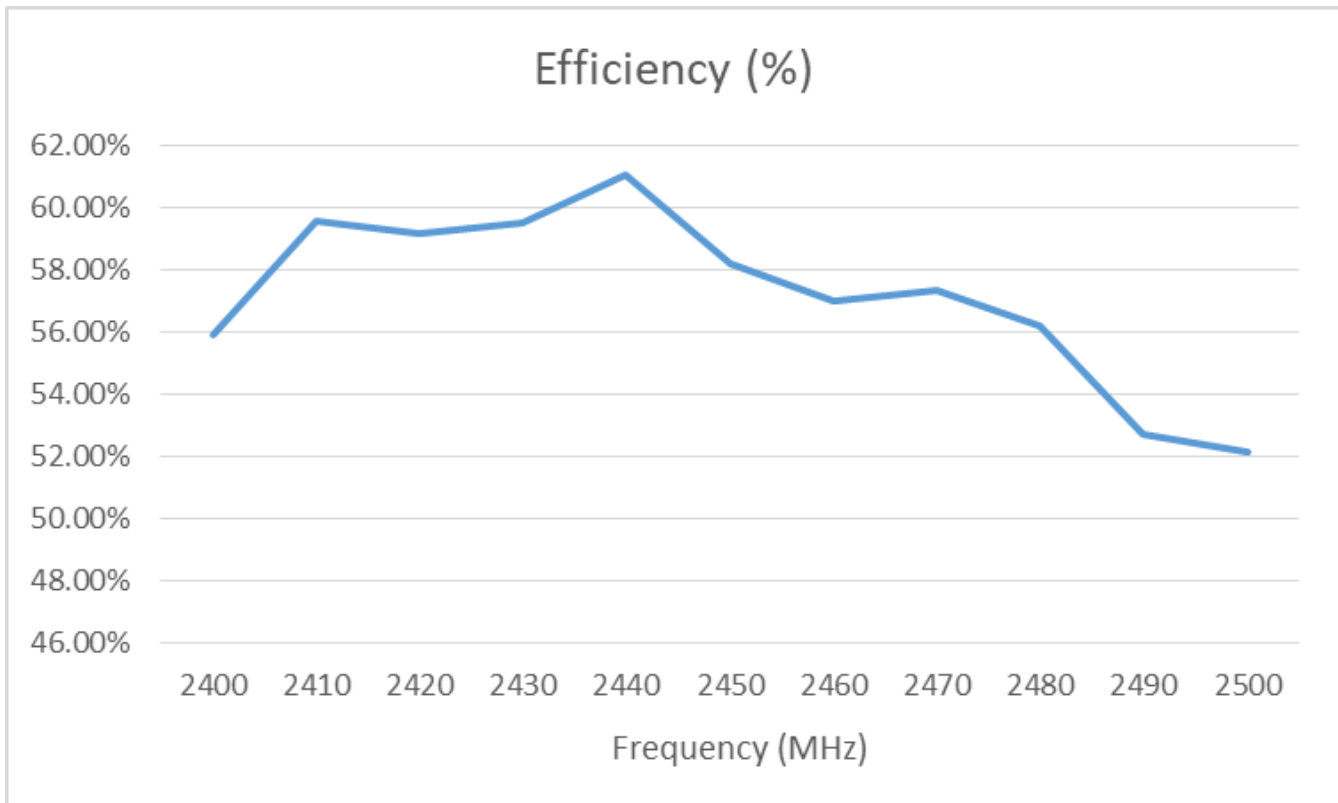
Description: 2.4-2.5GHz PCB Antenna with coax feed

PART NUMBER: W3525BXXX

Series: Internal PCB

CHARTS

Efficiency



Issue: 2003

In the effort to improve our products, we reserve the right to make changes judged to be necessary.

CONFIDENTIAL AND PROPRIETARY INFORMATION

This document contains confidential and proprietary information of Pulse Electronics, Inc. (Pulse) and is protected by copyright, trade secret and other state and federal laws. Its receipt or possession does not convey any rights to reproduce, disclose its contents, or to manufacture, use or sell anything it may describe. Reproduction, disclosure or use without specific written authorization of Pulse is strictly forbidden.

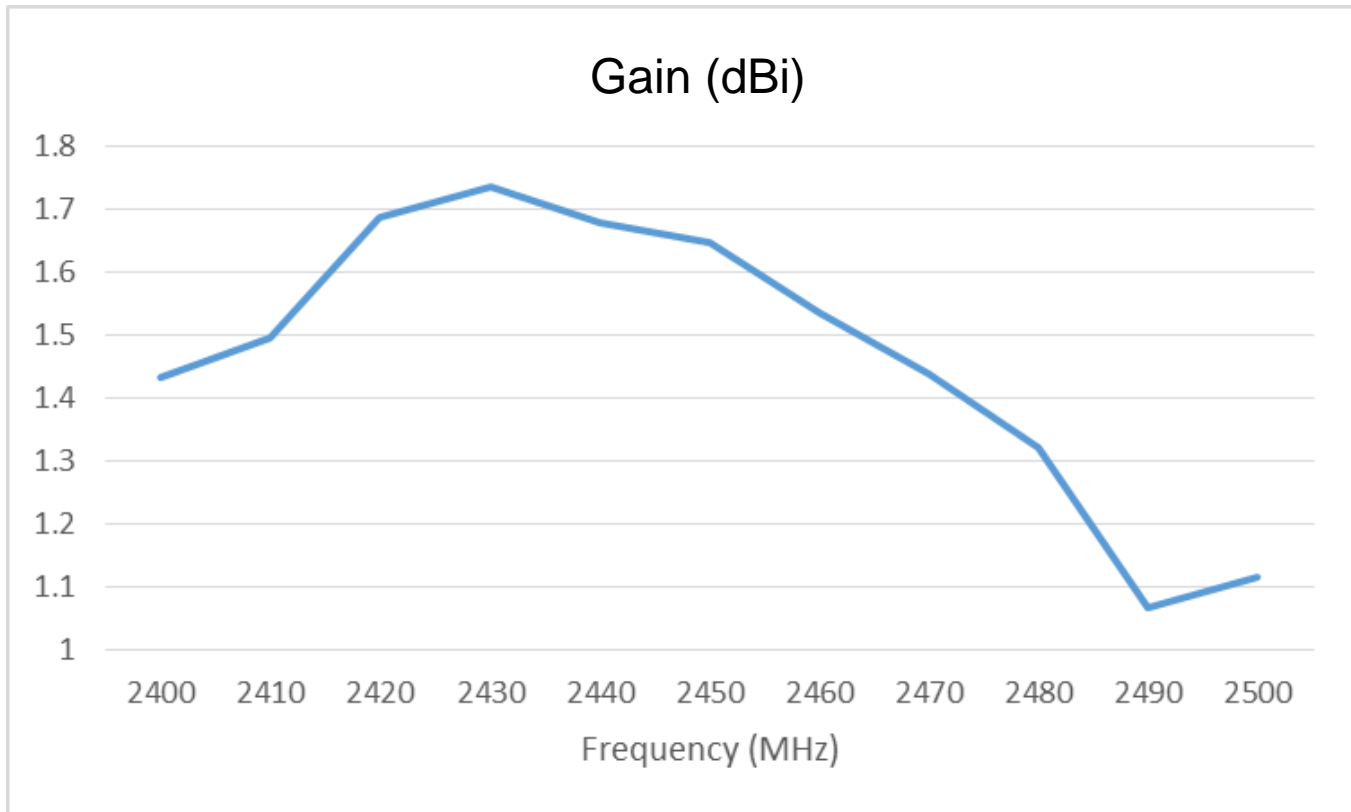
Description: 2.4-2.5GHz PCB Antenna with coax feed

PART NUMBER: W3525BXXX

Series: Internal PCB

CHARTS

Gain



Issue: 2003

In the effort to improve our products, we reserve the right to make changes judged to be necessary.

CONFIDENTIAL AND PROPRIETARY INFORMATION

This document contains confidential and proprietary information of Pulse Electronics, Inc. (Pulse) and is protected by copyright, trade secret and other state and federal laws. Its receipt or possession does not convey any rights to reproduce, disclose its contents, or to manufacture, use or sell anything it may describe. Reproduction, disclosure or use without specific written authorization of Pulse is strictly forbidden.

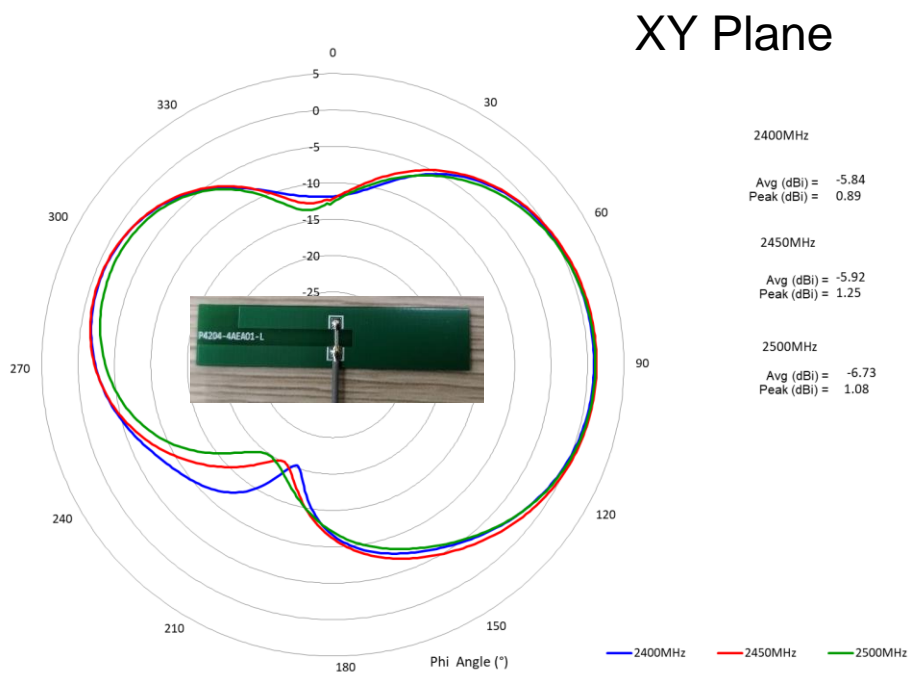
Description: 2.4-2.5GHz PCB Antenna with coax feed

PART NUMBER: W3525BXXX

Series: Internal PCB

CHARTS

Free Space Radiation Pattern



Issue: 2003

In the effort to improve our products, we reserve the right to make changes judged to be necessary.

CONFIDENTIAL AND PROPRIETARY INFORMATION

This document contains confidential and proprietary information of Pulse Electronics, Inc. (Pulse) and is protected by copyright, trade secret and other state and federal laws. Its receipt or possession does not convey any rights to reproduce, disclose its contents, or to manufacture, use or sell anything it may describe. Reproduction, disclosure or use without specific written authorization of Pulse is strictly forbidden.

Description: 2.4-2.5GHz PCB Antenna with coax feed

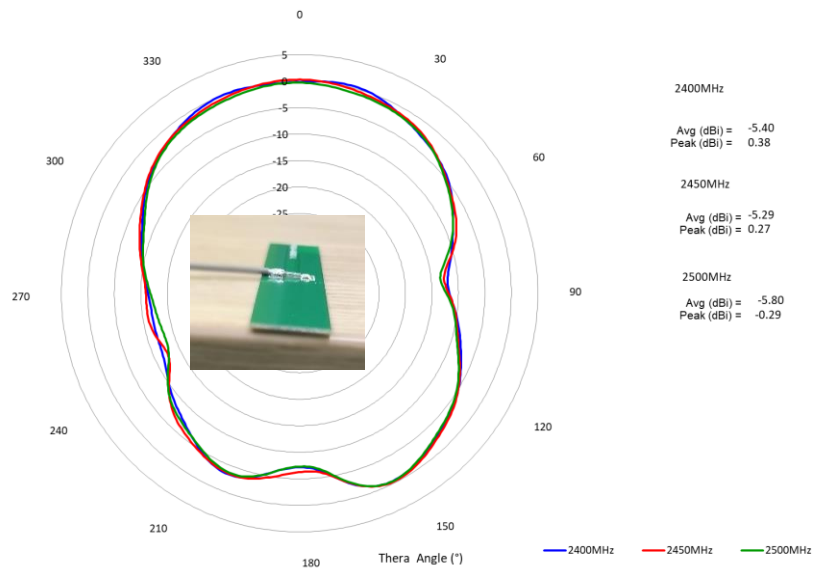
PART NUMBER: W3525BXXX

Series: Internal PCB

CHARTS

Free Space Radiation Pattern

XZ Plane



Issue: 2003

In the effort to improve our products, we reserve the right to make changes judged to be necessary.

CONFIDENTIAL AND PROPRIETARY INFORMATION

This document contains confidential and proprietary information of Pulse Electronics, Inc. (Pulse) and is protected by copyright, trade secret and other state and federal laws. Its receipt or possession does not convey any rights to reproduce, disclose its contents, or to manufacture, use or sell anything it may describe. Reproduction, disclosure or use without specific written authorization of Pulse is strictly forbidden.

Description: 2.4-2.5GHz PCB Antenna with coax feed

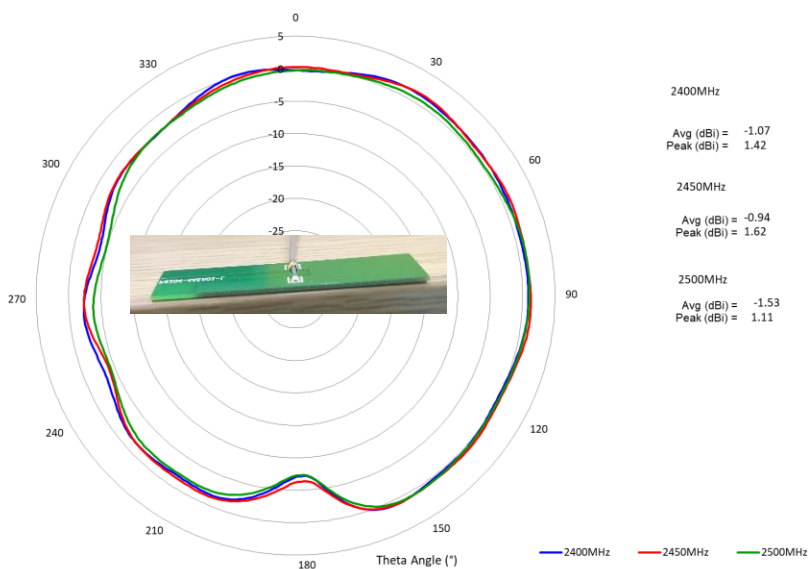
PART NUMBER: W3525BXXX

Series: Internal PCB

CHARTS

Free Space Radiation Pattern

YZ Plane



Issue: 2003

In the effort to improve our products, we reserve the right to make changes judged to be necessary.

CONFIDENTIAL AND PROPRIETARY INFORMATION

This document contains confidential and proprietary information of Pulse Electronics, Inc. (Pulse) and is protected by copyright, trade secret and other state and federal laws. Its receipt or possession does not convey any rights to reproduce, disclose its contents, or to manufacture, use or sell anything it may describe. Reproduction, disclosure or use without specific written authorization of Pulse is strictly forbidden.

Description: 2.4-2.5GHz PCB Antenna with coax feed

PART NUMBER: W3525BXXX

Series: Internal PCB

PACKAGING

For W3525B039 and W3525B039T and W3525B052

10pcs antennas packing packed in 1 sealed bag

10pcs sealed bags (total 100pcs antennas) packed in 1 foam bag

12pcs foam bags (total 1200pcs antennas) packed in 1 carton

460x235x140mm

For W3525B100

5pcs antennas packing packed in 1 sealed bag

20pcs sealed bags (total 100pcs antennas) packed in 1 foam bag

12pcs foam bags (total 1200pcs antennas) packed in 1 carton

460x235x140mm