This document is the property of Amphenol Corporation and is delivered on the express condition that it is not to be disclosed, reproduced or used, in whole or in part, for manufacture or sale by anyone other than Amphenol Corporation without its prior concert, & that no right is granted to disclose or to use any information in this document.

REVISIONS				
SYM	ECN	DESCRIPTION	DATE	APPROVED
1			06/10/09	

D-SUB TECHNICAL DATA

SHELL : Steel 100u"min tin over 50u" min nickel

BODY : Glass filled thermoplastic.
Flame retardant to UL94 V-0 Color Black

CONTACTS : Brass
Gold flash over 50u" min nickel on mating area.
100u" min tin over 50u" min nickel on solder area

SCREWLOCK :Steel,100u" min nickel plated.

REAR NUT : Brass,100u" min nickel plated.

ELECTRICAL: Voltage rating : 250 V Rms to 50 Hz
Current rating : 3A
Withstanding Voltage >1000 V Rms to 50 Hz for one minute
Insulation resistance >5000 M Ohms
Contact resistance 20 mOhms max.

CLIMATIC : Temperature range -55 °C up to 125°C

MARKING : Amphenol-...(Series No.)
Commercial reference
Manufacturing date

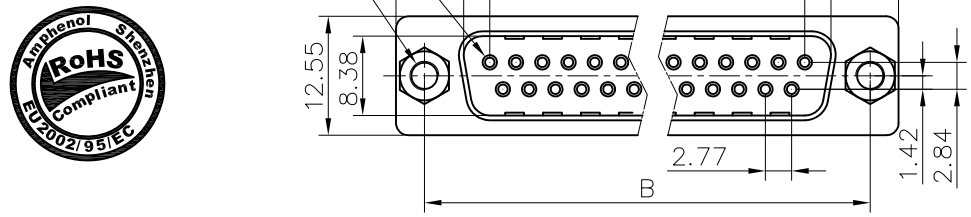

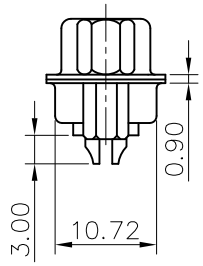

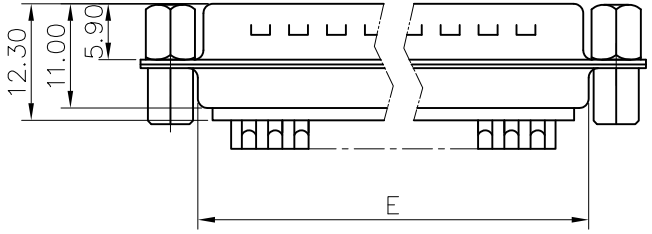

Customer drawing

Nb OF CONTACTS	Dimension				
	A	B	C	D	E
9	30.84	24.99	16.92	11.09	19.28
15	39.24	33.32	24.70	19.39	27.51
25	53.04	47.04	38.96	33.24	41.30
37	69.32	63.50	55.42	49.86	57.71

PRODUCT CODE

L 717 SD X H XX P VF

- L: RoHS Compliance
- 717: tinned shell + dimples for plug
- SD: standard density
- Shell Size: E,A,B,C
- VF=Front screwlock 4-40
- Contact type: P=pin
- Configuration: 09,15,25,37
- H=Rear insert #4-40

UNLESS OTHERWISE SPECIFIED TOLERANCES

	U.S.	METRIC
.X +/-		0.50
.XX +/-		0.30
.XXX +/-		0.20
FRACTIONS +/-		
ANGLES +/-		2°

FOR MATERIALS AND FINISHES SEE NOTES

REMOVE SHARP EDGES

DIMENSIONS: U.S. INCHES / METRIC MM

APPROVAL		DATE
DRAWN	Christine.cui	06/10/09
CHECKED	Lik.wang	06/10/09
CHECKED		

DRAWING FILE :

ANGLE OF PROJECTION

Amphenol

TITLE: Stamped and Formed contacts, SD series

SIZE	DRAWING NO.	REV.
A4	C L717SDXHXXPVF	1
SCALE	NONE	SHEET 1 OF 1