

### Features:

- 2400-2500/4900-5950MHz
- Efficiency >70%
- Gain > 3dBi
- Size 19.8x18x1.6mm
- Radiation pattern Omni
- RoHS Compliant

### Applications:

- ISM band 2.4GHz radios
- ISM band 5GHz radios
- Bluetooth, BLE
- WiFi Dualband
- 2.4 and 5GHz MiMo applications
- Gateways, Data terminals, Hot Spots
- IoT, Security, Telematics

All dimensions are in mm / inches

Issue: 1812

In the effort to improve our products, we reserve the right to make changes judged to be necessary.

CONFIDENTIAL AND PROPRIETARY INFORMATION

This document contains confidential and proprietary information of Pulse Electronics, Inc. (Pulse) and is protected by copyright, trade secret and other state and federal laws. Its receipt or possession does not convey any rights to reproduce, disclose its contents, or to manufacture, use or sell anything it may describe. Reproduction, disclosure or use without specific written authorization of Pulse is strictly forbidden.

For more information:

Pulse Worldwide Headquarters  
15255 Innovation Drive #100  
San Diego, CA 92128  
USA  
Tel: 1-858-674-8100

Pulse/Larsen Antennas  
18110 SE 34<sup>th</sup> St Bldg 2 Suite 250  
Vancouver, WA 98683  
USA  
Tel: 1-360-944-7551

Europe Headquarters  
Pulse GmbH & Do, KG  
Zeppelinstrasse 15  
Herrenberg, Germany  
Tel: 49 7032 7806 0

Pulse (Suzhou) Wireless Products Co, Inc.  
99 Huo Ju Road(#29 Bldg, 4<sup>th</sup> Phase  
Suzhou New District  
Jiangsu Province, Suzhou 215009 PR China  
Tel: 86 512 6807 9998



Series: Embedded PCB Ant

Description: 2.4/5GHz Vertical mount PCB Antenna

PART NUMBER: W3712

### ELECTRICAL SPECIFICATIONS

Frequency	2400-2500/4900-5950 MHz
Nominal Impedance	50 Ω
*VSWR	2:1
Radiation Pattern	Omni
*Gain	>3dBi
*Efficiency	>60%
Polarization	Vertical
Power Withstanding	2 W

### MECHANICAL SPECIFICATIONS

Overall Length	19.8x18x1.6mm
Weight	1.06g
Antenna Material	PCB Antenna
Fix system	Solder

### ENVIRONMENTAL SPECIFICATIONS

Operating Temperature	-40° C~+85 ° C
Storage Temperature	-40° C~+85 ° C
RoHS Compliant	Yes

### OTHER SPECIFICATIONS

Issue: 1812

In the effort to improve our products, we reserve the right to make changes judged to be necessary.

CONFIDENTIAL AND PROPRIETARY INFORMATION

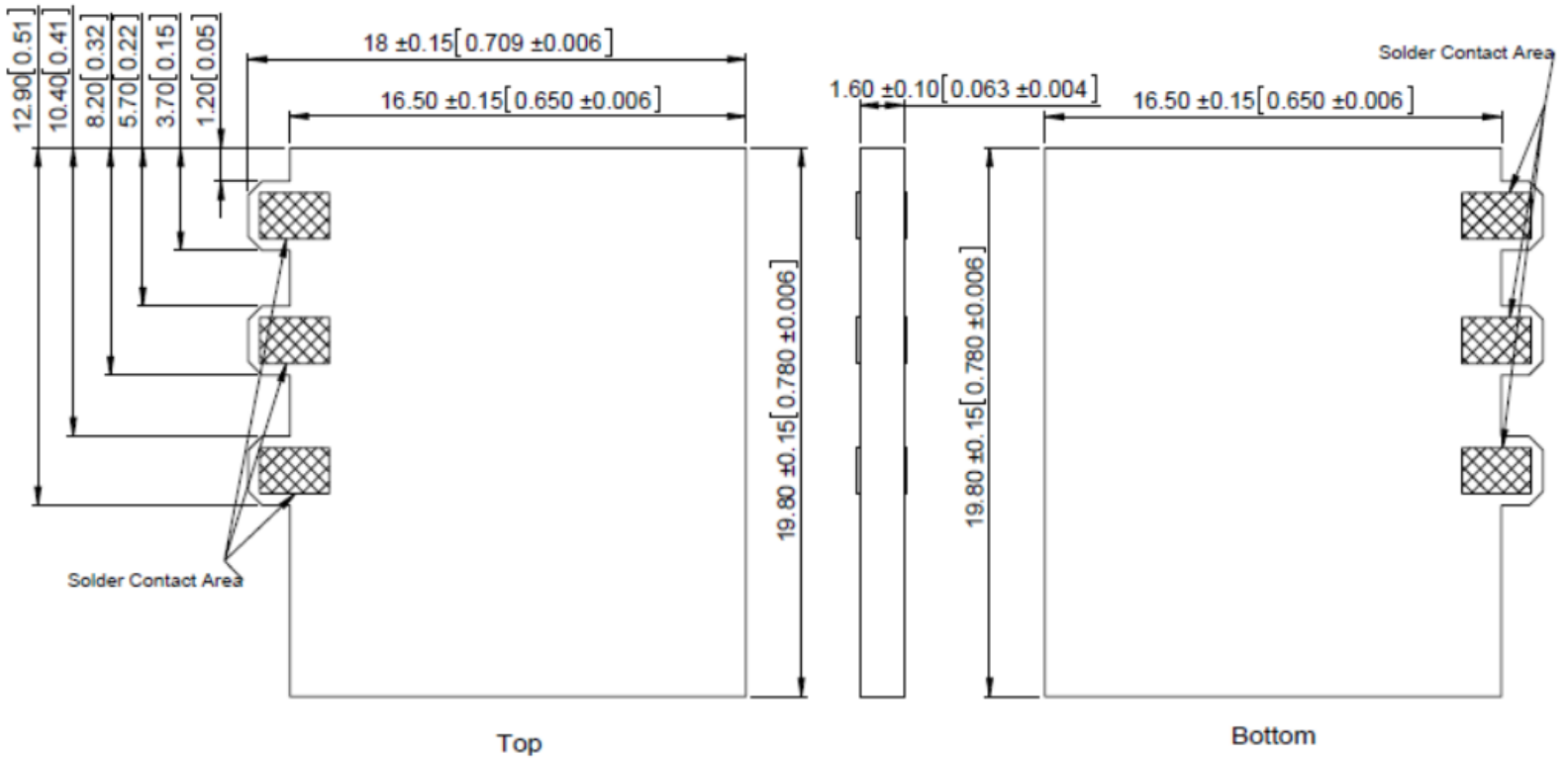
This document contains confidential and proprietary information of Pulse Electronics, Inc. (Pulse) and is protected by copyright, trade secret and other state and federal laws. Its receipt or possession does not convey any rights to reproduce, disclose its contents, or to manufacture, use or sell anything it may describe. Reproduction, disclosure or use without specific written authorization of Pulse is strictly forbidden.

Description: 2.4/5GHz Vertical mount PCB Antenna

Series: Embedded PCB Ant

PART NUMBER: W3712

MECHANICAL DRAWING



Dimension Unit: mm[Inch]

Issue: 1812

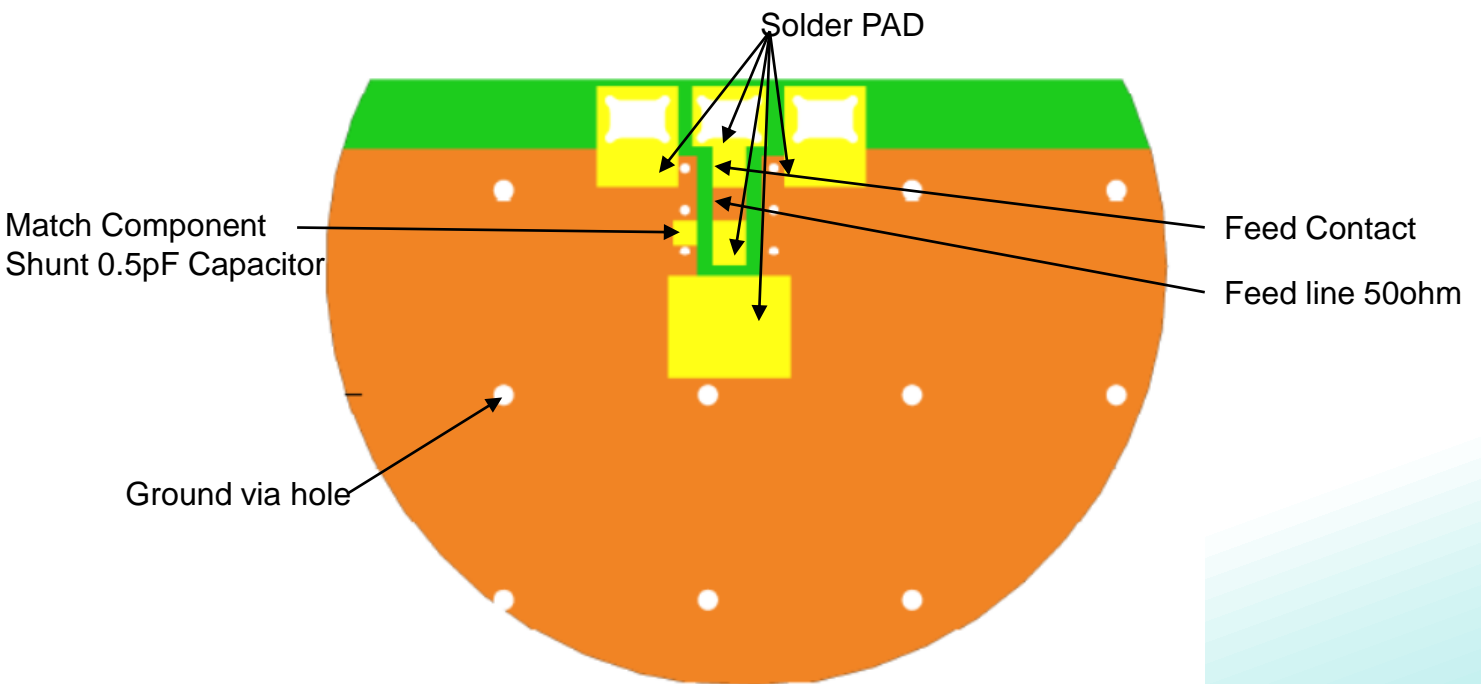

In the effort to improve our products, we reserve the right to make changes judged to be necessary.

CONFIDENTIAL AND PROPRIETARY INFORMATION

This document contains confidential and proprietary information of Pulse Electronics, Inc. (Pulse) and is protected by copyright, trade secret and other state and federal laws. Its receipt or possession does not convey any rights to reproduce, disclose its contents, or to manufacture, use or sell anything it may describe. Reproduction, disclosure or use without specific written authorization of Pulse is strictly forbidden.

TEST SETUP

Test PWB for PCB Antenna W3712



Issue: 1812

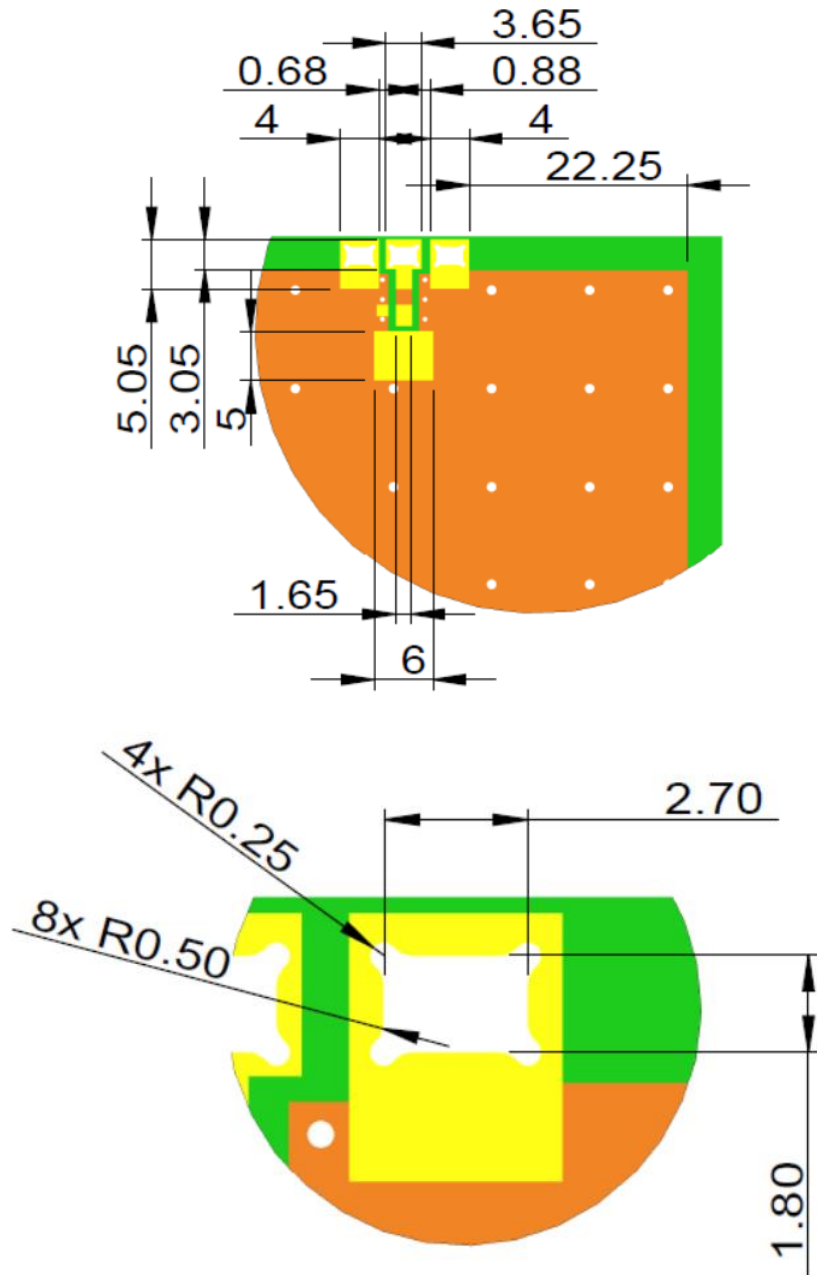
In the effort to improve our products, we reserve the right to make changes judged to be necessary.

CONFIDENTIAL AND PROPRIETARY INFORMATION

This document contains confidential and proprietary information of Pulse Electronics, Inc. (Pulse) and is protected by copyright, trade secret and other state and federal laws. Its receipt or possession does not convey any rights to reproduce, disclose its contents, or to manufacture, use or sell anything it may describe. Reproduction, disclosure or use without specific written authorization of Pulse is strictly forbidden.

TEST SETUP

PWB PAD Dimension in top copper



Issue: 1812

In the effort to improve our products, we reserve the right to make changes judged to be necessary.

CONFIDENTIAL AND PROPRIETARY INFORMATION

This document contains confidential and proprietary information of Pulse Electronics, Inc. (Pulse) and is protected by copyright, trade secret and other state and federal laws. Its receipt or possession does not convey any rights to reproduce, disclose its contents, or to manufacture, use or sell anything it may describe. Reproduction, disclosure or use without specific written authorization of Pulse is strictly forbidden.

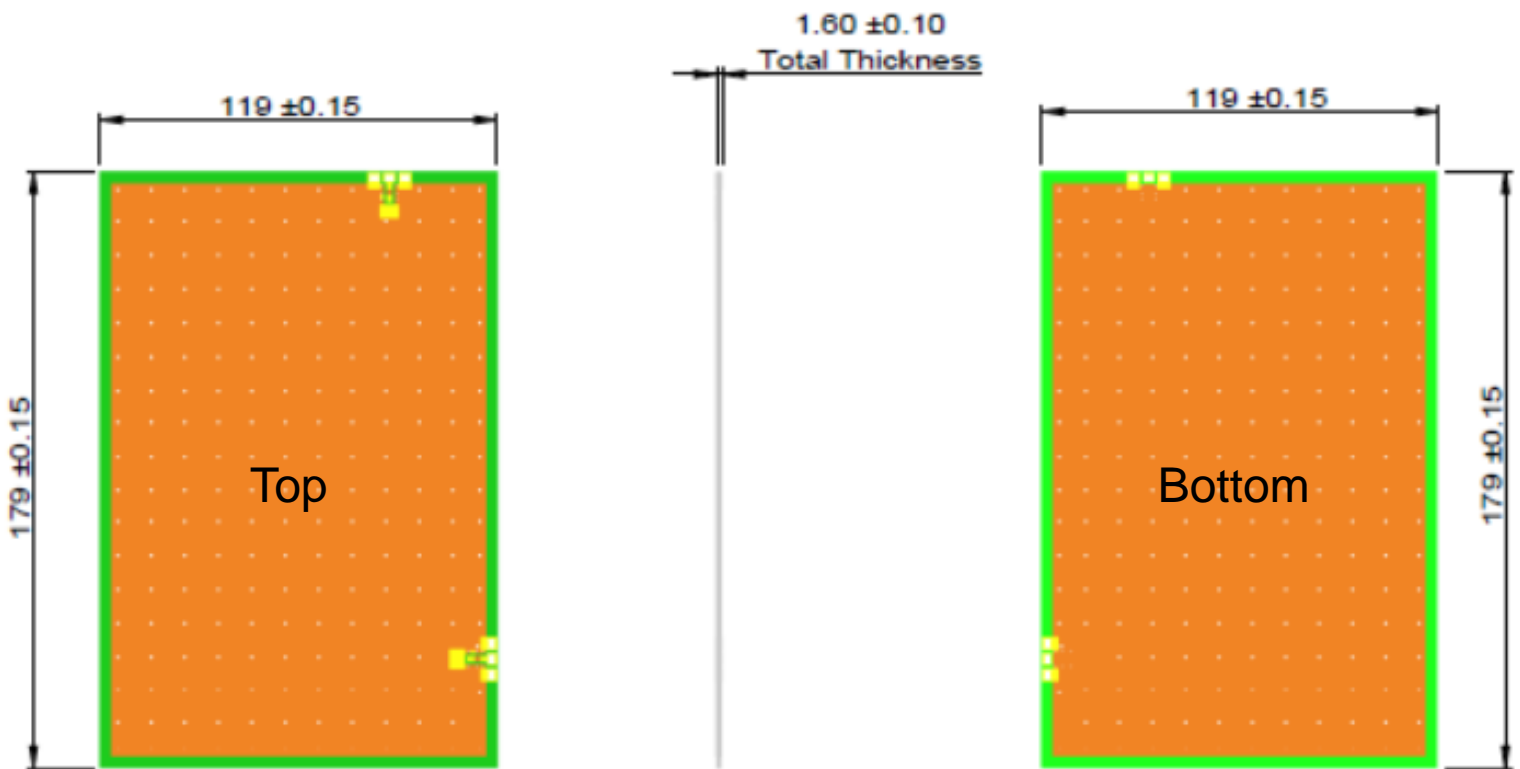
Series: Embedded PCB Ant

Description: 2.4/5GHz Vertical mount PCB Antenna

PART NUMBER: W3712

TEST SETUP

PWB Layout, Pulse PWB size; 119x179mm, thickness 1.6mm, other size boards can be used depending on customer size.



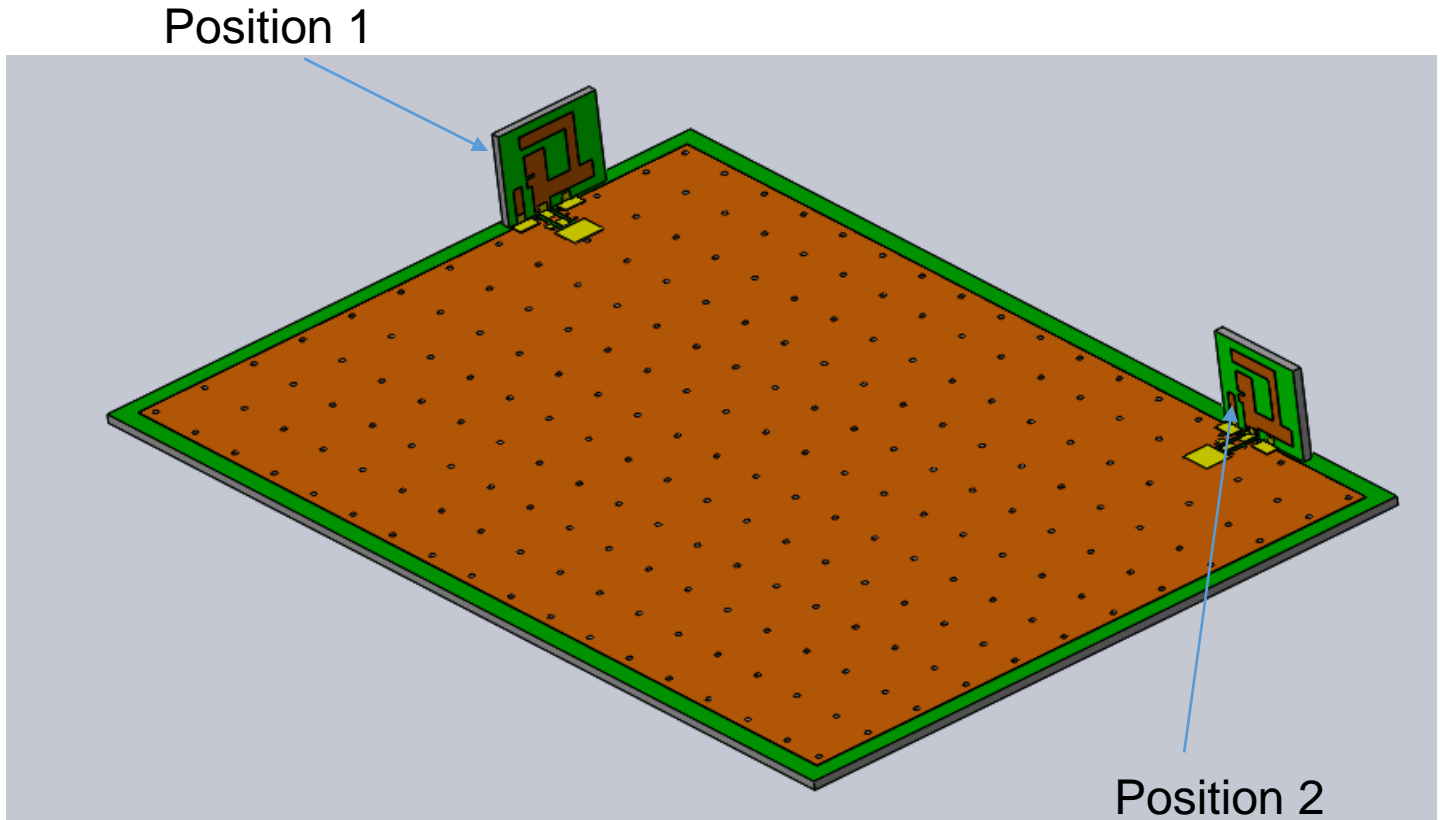
Issue: 1812

In the effort to improve our products, we reserve the right to make changes judged to be necessary.

CONFIDENTIAL AND PROPRIETARY INFORMATION

This document contains confidential and proprietary information of Pulse Electronics, Inc. (Pulse) and is protected by copyright, trade secret and other state and federal laws. Its receipt or possession does not convey any rights to reproduce, disclose its contents, or to manufacture, use or sell anything it may describe. Reproduction, disclosure or use without specific written authorization of Pulse is strictly forbidden.

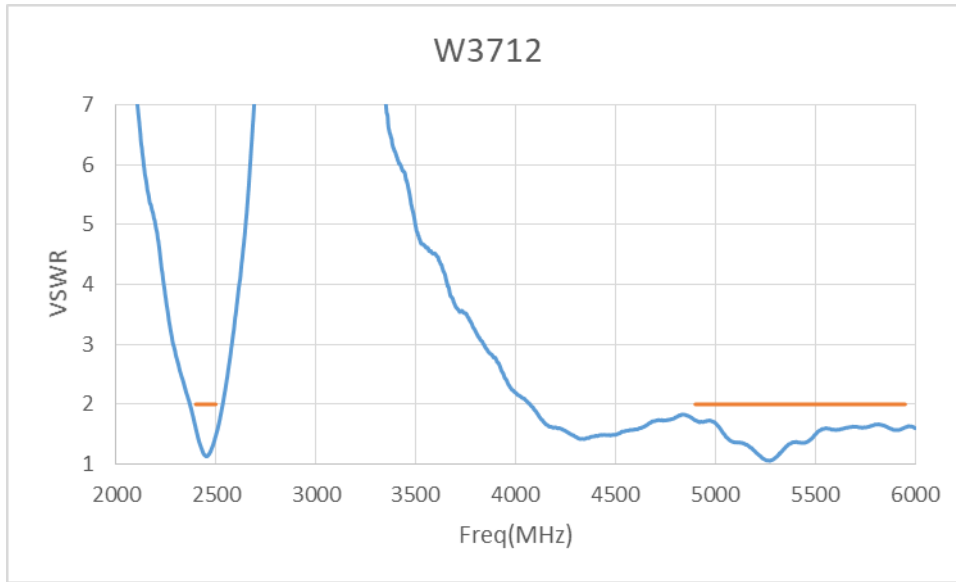
TEST SETUP



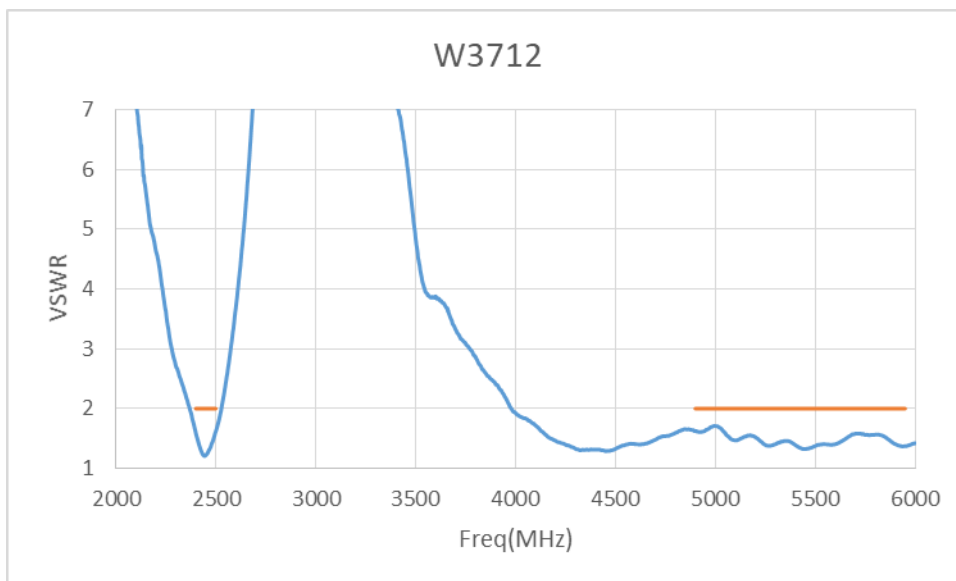
Test on Pulse test board in free space.

CHARTS

VSWR at position 1



VSWR at position 2



Issue: 1812

In the effort to improve our products, we reserve the right to make changes judged to be necessary.

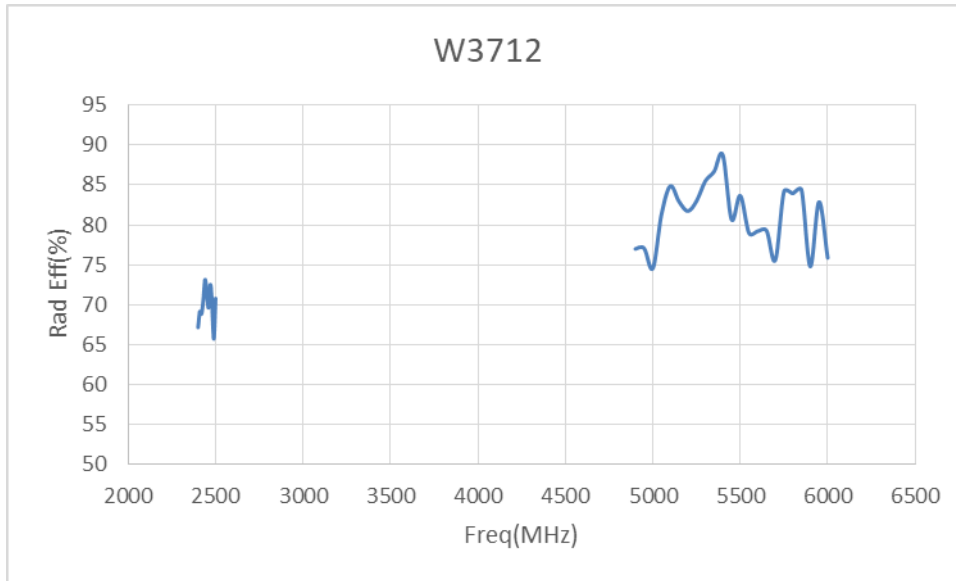
CONFIDENTIAL AND PROPRIETARY INFORMATION

This document contains confidential and proprietary information of Pulse Electronics, Inc. (Pulse) and is protected by copyright, trade secret and other state and federal laws. Its receipt or possession does not convey any rights to reproduce, disclose its contents, or to manufacture, use or sell anything it may describe. Reproduction, disclosure or use without specific written authorization of Pulse is strictly forbidden.

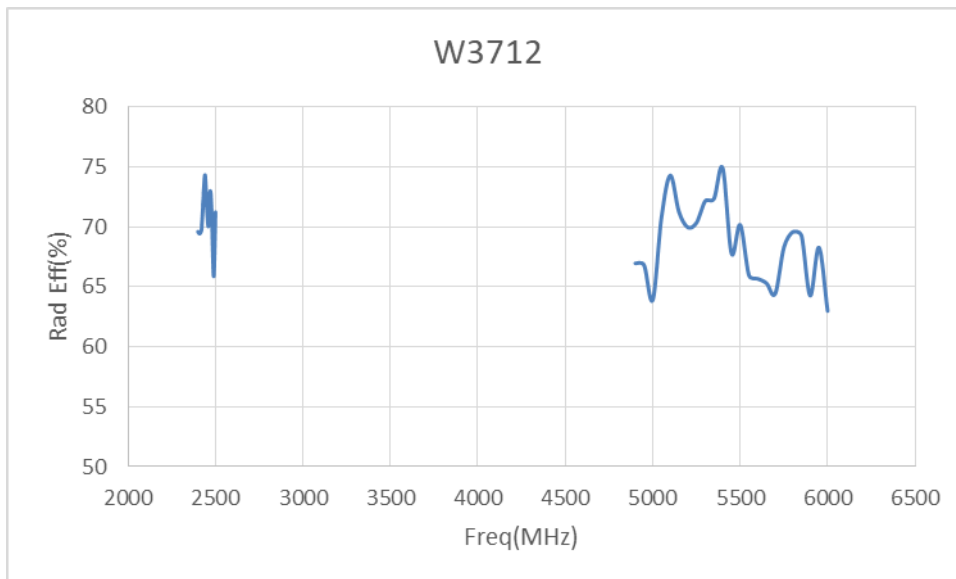


CHARTS

Radiation Efficiency at position 1

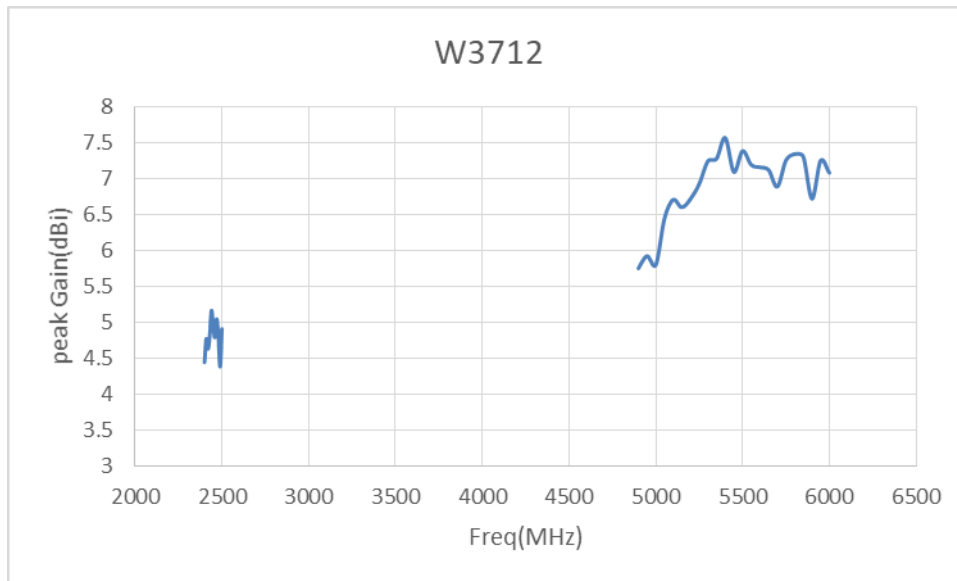


Radiation Efficiency at position 2

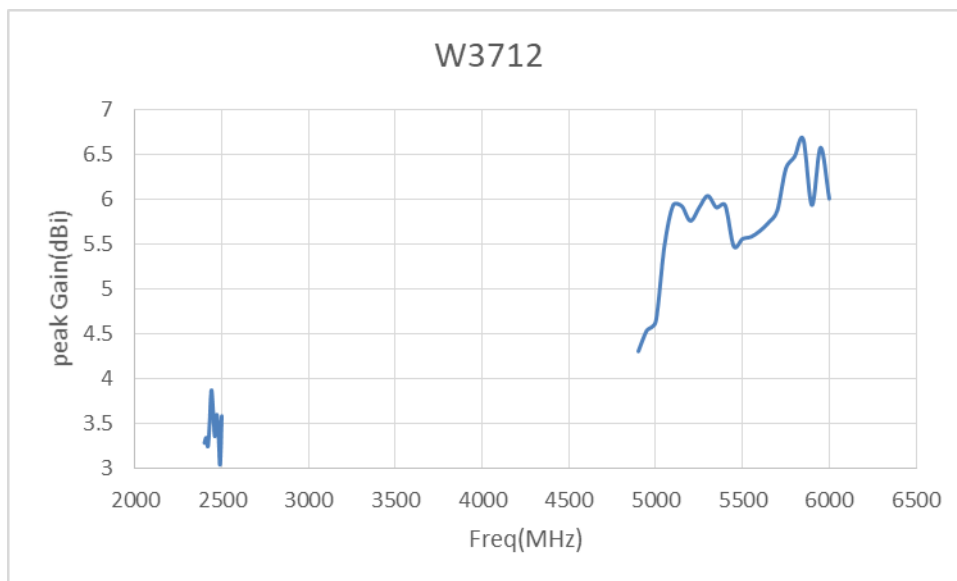


CHARTS

Peak Gain at position 1



Peak Gain at position 2



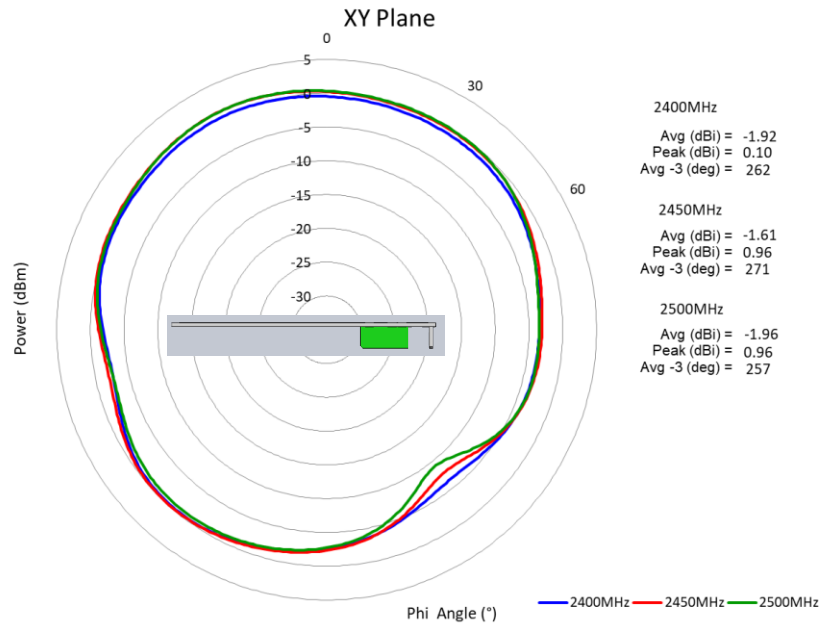
Description: 2.4/5GHz Vertical mount PCB Antenna

Series: Embedded PCB Ant

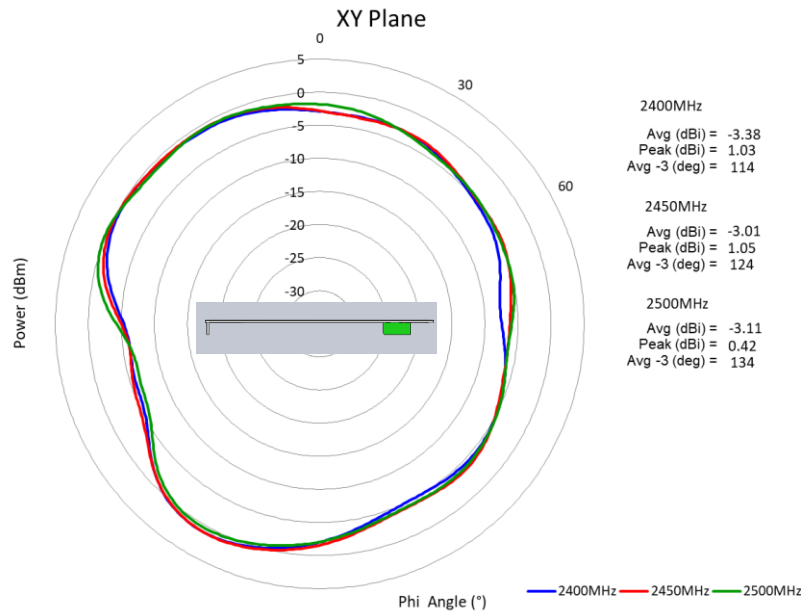
PART NUMBER: W3712

CHARTS

2.4GHz band Radiation Pattern of X-Y plane at position 1



2.4GHz Band Radiation Pattern of X-Y plane at position 2



Issue: 1812

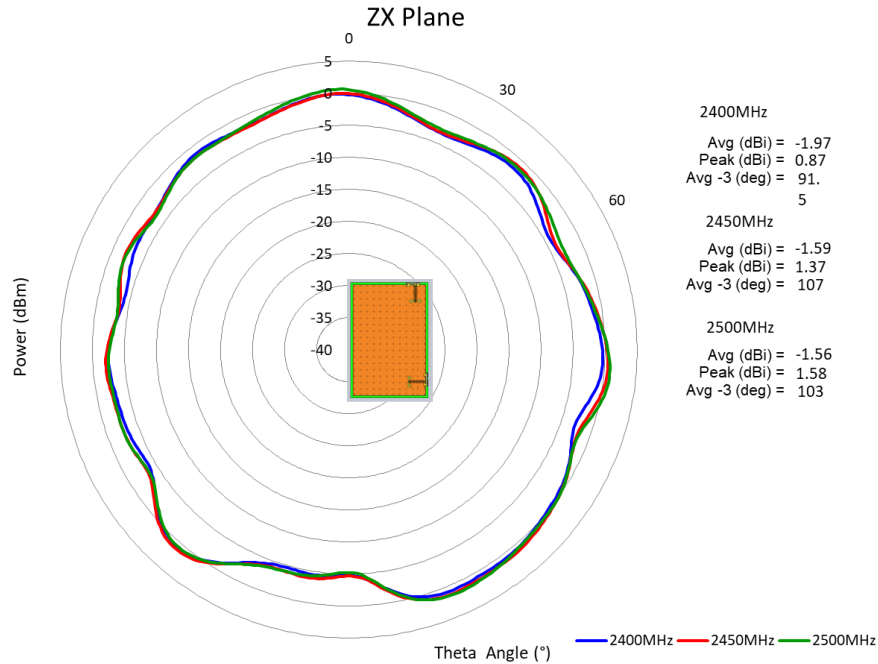
In the effort to improve our products, we reserve the right to make changes judged to be necessary.

CONFIDENTIAL AND PROPRIETARY INFORMATION

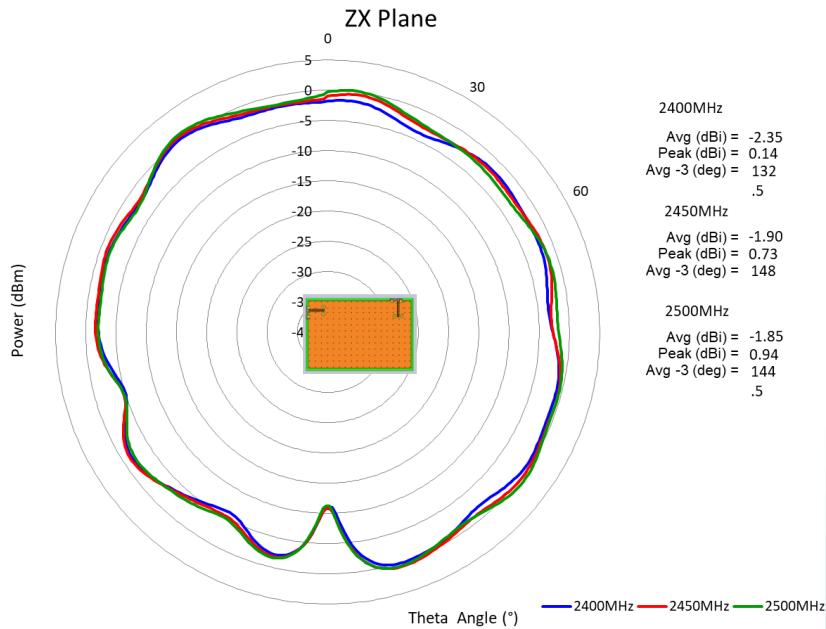
This document contains confidential and proprietary information of Pulse Electronics, Inc. (Pulse) and is protected by copyright, trade secret and other state and federal laws. Its receipt or possession does not convey any rights to reproduce, disclose its contents, or to manufacture, use or sell anything it may describe. Reproduction, disclosure or use without specific written authorization of Pulse is strictly forbidden.

CHARTS

2.4GHz band Radiation Pattern of Z-X plane at position 1



2.4GHz band Radiation Pattern of X-Z plane at position 2



Issue: 1812

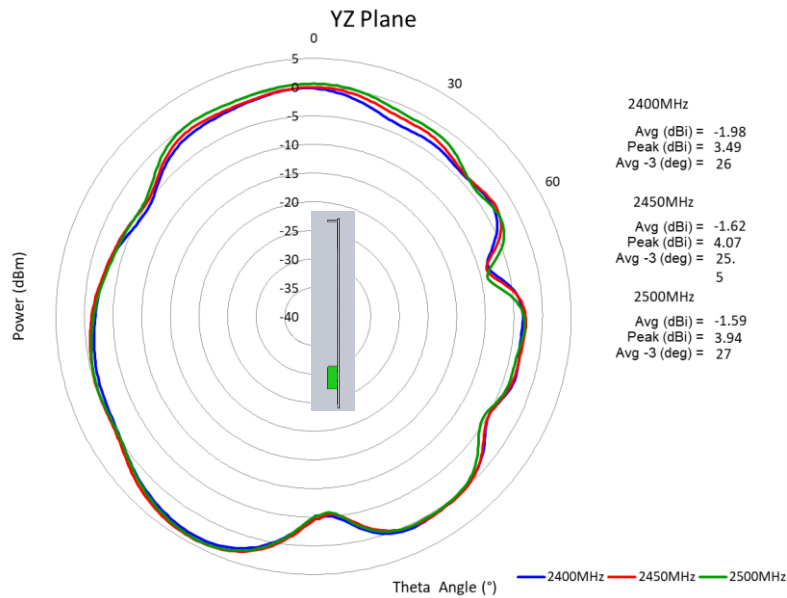
In the effort to improve our products, we reserve the right to make changes judged to be necessary.

CONFIDENTIAL AND PROPRIETARY INFORMATION

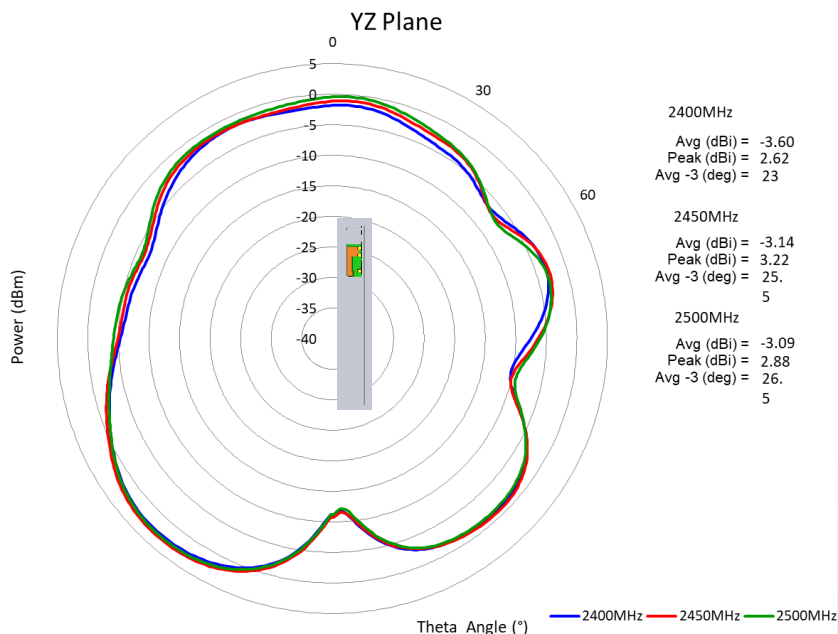
This document contains confidential and proprietary information of Pulse Electronics, Inc. (Pulse) and is protected by copyright, trade secret and other state and federal laws. Its receipt or possession does not convey any rights to reproduce, disclose its contents, or to manufacture, use or sell anything it may describe. Reproduction, disclosure or use without specific written authorization of Pulse is strictly forbidden.

CHARTS

2.4GHz band Radiation Pattern of Y-Z plane at position 1



2.4GHz band Radiation Pattern of Y-Z plane at position 2



Issue: 1812

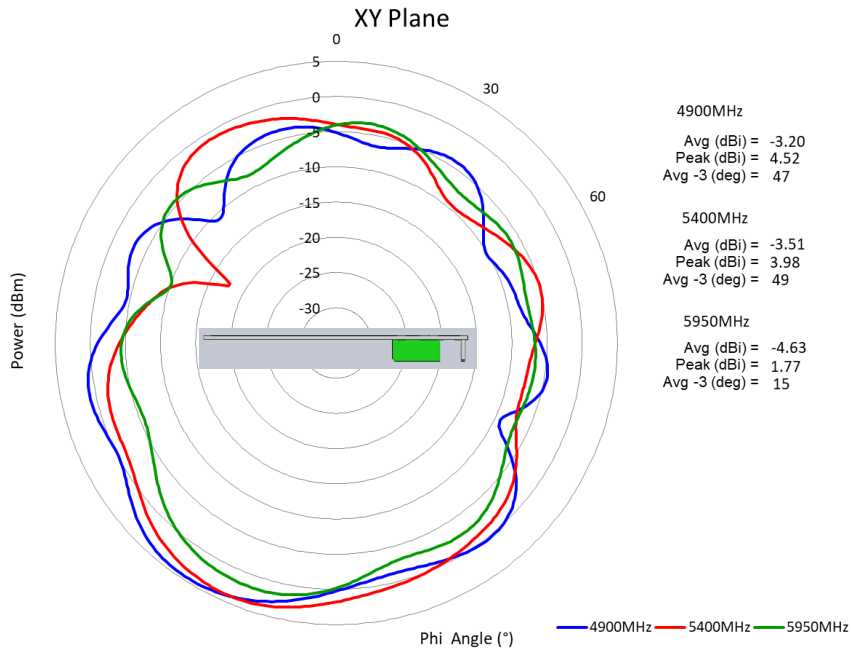
In the effort to improve our products, we reserve the right to make changes judged to be necessary.

CONFIDENTIAL AND PROPRIETARY INFORMATION

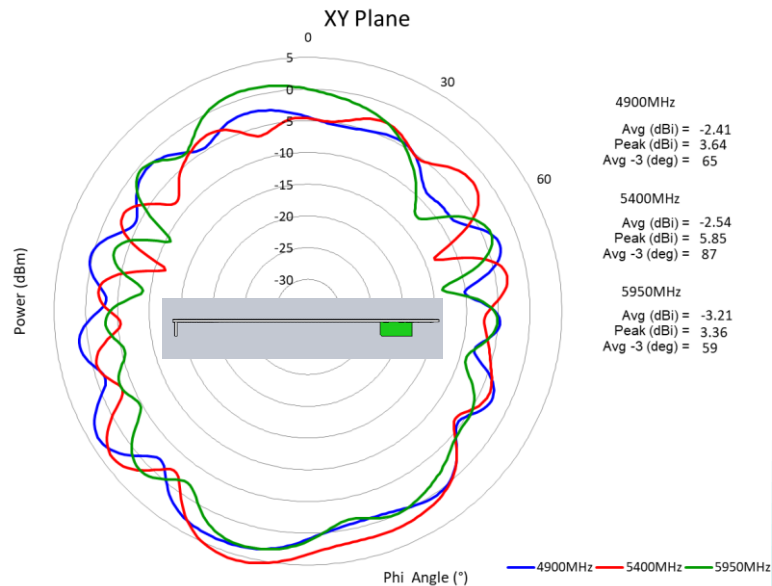
This document contains confidential and proprietary information of Pulse Electronics, Inc. (Pulse) and is protected by copyright, trade secret and other state and federal laws. Its receipt or possession does not convey any rights to reproduce, disclose its contents, or to manufacture, use or sell anything it may describe. Reproduction, disclosure or use without specific written authorization of Pulse is strictly forbidden.

CHARTS

5GHz band Radiation Pattern of X-Y plane at position 1



5GHz Band Radiation Pattern of X-Y plane at position 2



Issue: 1812

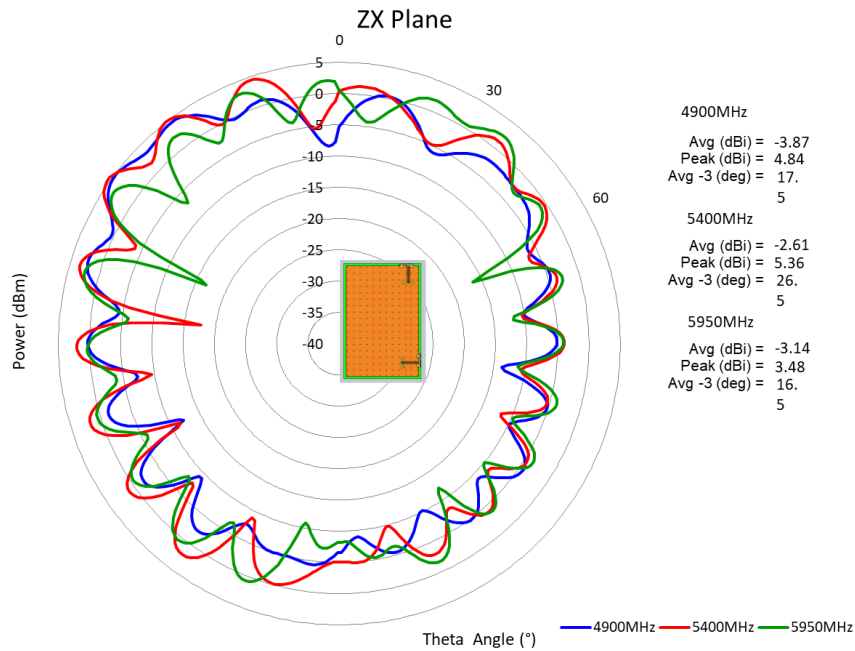
In the effort to improve our products, we reserve the right to make changes judged to be necessary.

CONFIDENTIAL AND PROPRIETARY INFORMATION

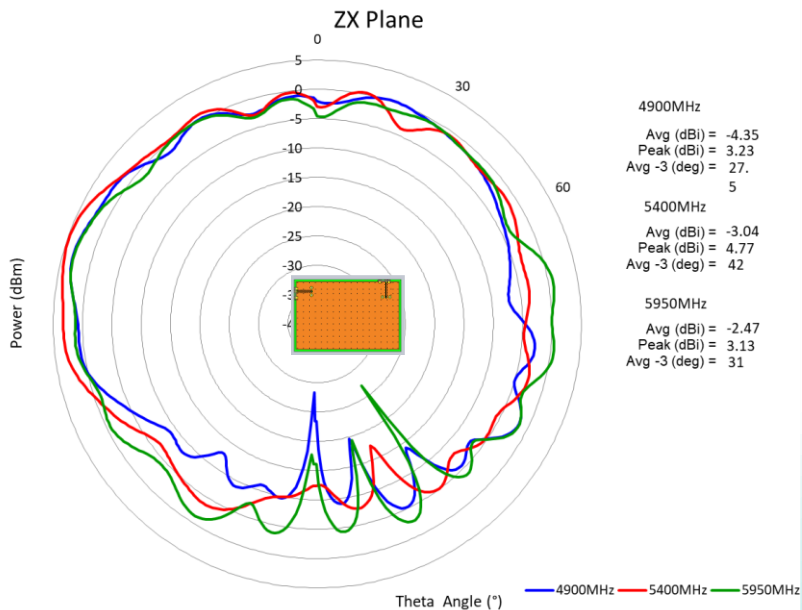
This document contains confidential and proprietary information of Pulse Electronics, Inc. (Pulse) and is protected by copyright, trade secret and other state and federal laws. Its receipt or possession does not convey any rights to reproduce, disclose its contents, or to manufacture, use or sell anything it may describe. Reproduction, disclosure or use without specific written authorization of Pulse is strictly forbidden.

CHARTS

5GHz band Radiation Pattern of Z-X plane at position 1



5GHz band Radiation Pattern of X-Z plane at position 2



Issue: 1812

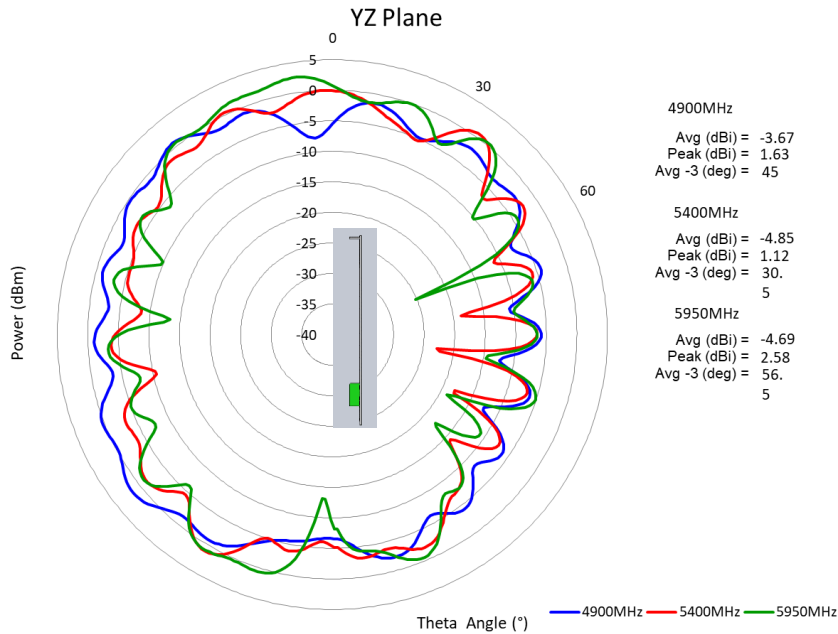
In the effort to improve our products, we reserve the right to make changes judged to be necessary.

CONFIDENTIAL AND PROPRIETARY INFORMATION

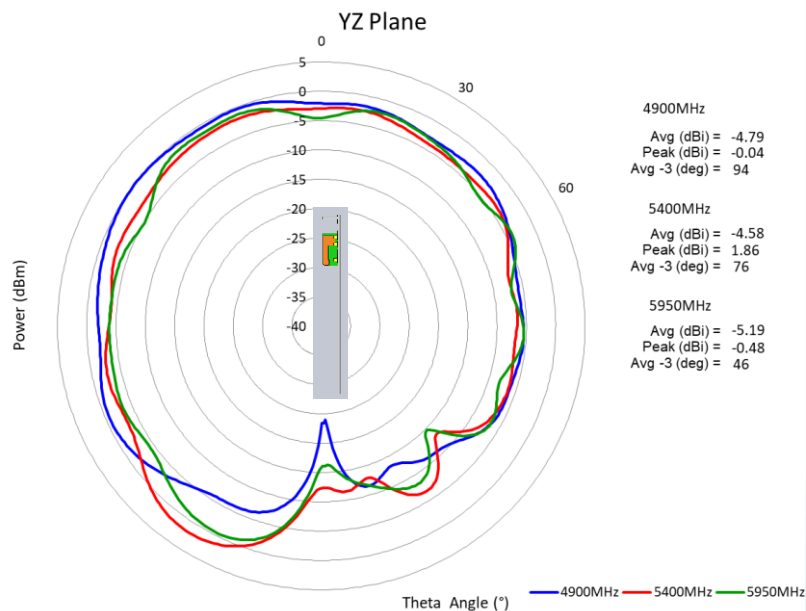
This document contains confidential and proprietary information of Pulse Electronics, Inc. (Pulse) and is protected by copyright, trade secret and other state and federal laws. Its receipt or possession does not convey any rights to reproduce, disclose its contents, or to manufacture, use or sell anything it may describe. Reproduction, disclosure or use without specific written authorization of Pulse is strictly forbidden.

CHARTS

5GHz band Radiation Pattern of Y-Z plane at position 1



5GHz band Radiation Pattern of Y-Z plane at position 2



Issue: 1812

In the effort to improve our products, we reserve the right to make changes judged to be necessary.

CONFIDENTIAL AND PROPRIETARY INFORMATION

This document contains confidential and proprietary information of Pulse Electronics, Inc. (Pulse) and is protected by copyright, trade secret and other state and federal laws. Its receipt or possession does not convey any rights to reproduce, disclose its contents, or to manufacture, use or sell anything it may describe. Reproduction, disclosure or use without specific written authorization of Pulse is strictly forbidden.



Series: Embedded PCB Ant

Description: 2.4/5GHz Vertical mount PCB  
Antenna

PART NUMBER: W3712

## PACKAGING

90pcs/PE bag

PE bag size:140x70x0.05mm

8 pcs PE bag/Vacuum bag

Vacuum bag size:310x310x0.08mm

5pcs Vacuum bag/package box

Package box:350x350x120mm

Total 3600pcs/ Package Box