

# SERIES 500 A SWITCHES

## SLIDE SWITCHES - SUB-MINIATURE

TACT SWITCHES

NAVIGATION SWITCHES

PUSHBUTTON SWITCHES

TOGGLE SWITCHES

ROCKER SWITCHES

SLIDE SWITCHES

SNAP-ACTION SWITCHES

DIP SWITCHES

KEYLOCK SWITCHES

ROTARY SWITCHES

DETECTOR SWITCHES

CAP OPTIONS



### SPECIFICATIONS

Contact Rating:	3 A @ 120 VAC 1 A @ 250 VAC
Life Expectancy:	30,000 make-and-break cycles at full load
Contact Resistance:	10 mΩ max. typical @ 2-4 VDC 100mA for both silver and gold plated contacts
Insulation Resistance:	1,000MΩ min.
Dielectric Strength:	1,000 V rms at sea level
Operating Temperature:	-30°C to 85°C

### FEATURES & BENEFITS

- ▶ Panel, SMT & PC board mountable
- ▶ Sub-miniature

### APPLICATIONS/MARKETS

- ▶ Computer servers/peripherals
- ▶ Consumer electronics
- ▶ Instrumentation
- ▶ Test & measurement

### MATERIALS

Case:	Diallyl phthalate (DAP)
Housing:	Stainless steel
Slide Handle:	Nylon
Contact & Terminals:	Gold or Silver plated copper alloy

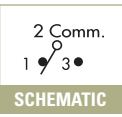
### HOW TO ORDER



▶ ▶ ▶ **Example Ordering Number**  
500A-SSP1-M2-R-E

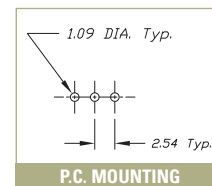
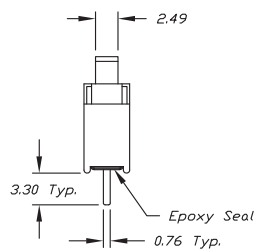
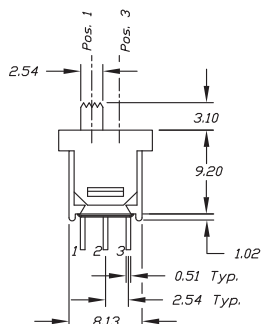
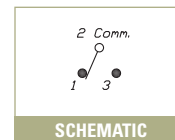
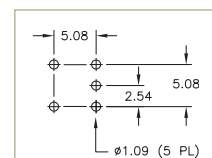
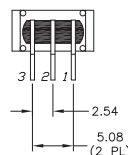
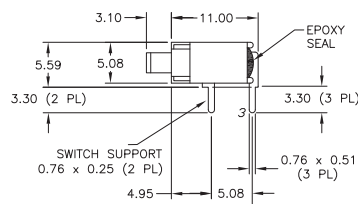
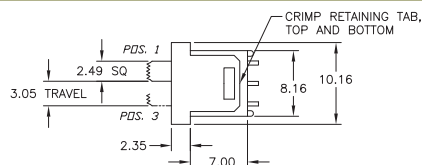
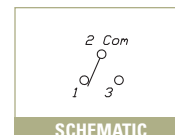
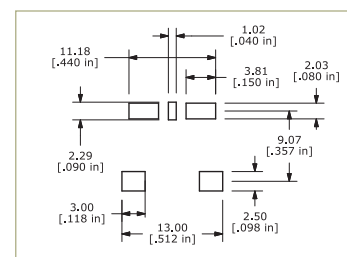
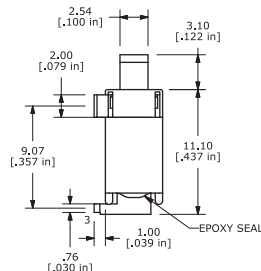
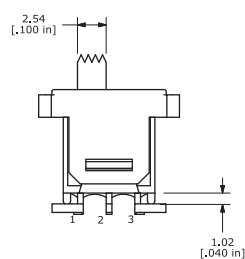
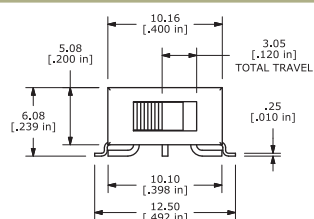
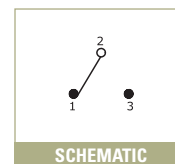
Specifications subject to change without notice.

### SPDT



Model No.	POS 1	POS 2	POS 3
SSP-1	ON	NONE	ON
SSP-3	ON	OFF	ON
Term. Comm.	2-1	OPEN	2-3

( ) = Momentary

**P.C. MOUNTING OPTIONS**
**M2**
**PC PIN**

**P.C. MOUNTING**

**SCHEMATIC**
**M6**

**P.C. MOUNTING**

**SCHEMATIC**
**SM6**
**SMT**

**P.C. MOUNTING**

**SCHEMATIC**
**CONTACT MATERIAL OPTIONS**
**Q**

Fixed Terminal:	Silver plated copper alloy
Moving Contact:	Silver plated copper alloy
Rating:	3 Amps with resistive load @ 120VAC or 28VDC 1 Amp with resistive load @ 250VAC

**R**

Fixed Terminal:	Copper alloy with gold plate over nickel plate
Moving Contact:	Copper alloy with gold plate over nickel plate
Rating:	0.4 Volt-Amps (VA) max. @ 20V max. (AC or DC)