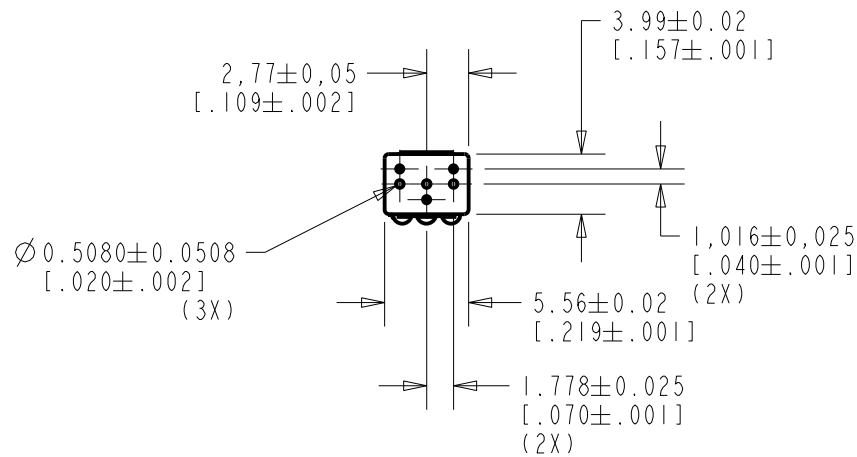
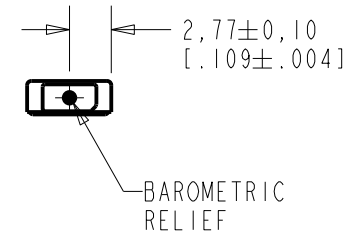
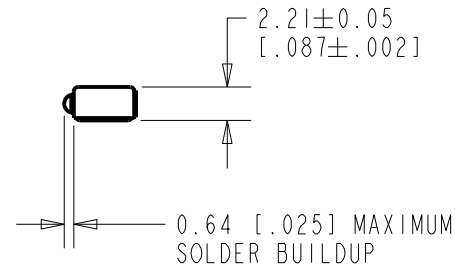
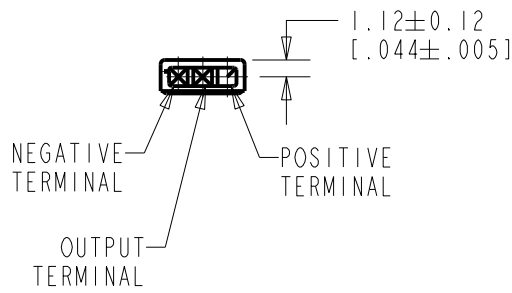


WP-23502-000
SHT 1.1



NOTE:

1. INCREASED PRESSURE AT THE SOUND INLET CAUSES A POSITIVE GOING VOLTAGE TO APPEAR AT THE OUTPUT TERMINAL, RELATIVE TO THE NEGATIVE TERMINAL.



NOMINAL WEIGHT
.13 GRAM

DIMENSIONS IN MILLIMETERS [INCHES]

KNOWLES ELECTRONICS
ITASCA, ILLINOIS U.S.A.

Revision	C.O. #	Implementation Date	RELEASE LEVEL	REVISION
B	MI0105331	12-25-13	Active	B
A	MI0100924	11/23/05		

SCALE: 2:1		DR. BY	DATE
DO NOT SCALE DRAWING		DMS	11/23/05
TITLE: MICROPHONE		CK. BY	DATE
OUTLINE DRAWING		GJP	11/27/05
WP-23502-000		APP. BY	DATE
SHT 1.1		GJP	11/27/05

SENSITIVITY IN dB RELATIVE TO 1.0 VOLT/0.1 Pa (N/M²)
FOR CONDITIONS NOTED BELOW.



FREQUENCY	SENSITIVITY			DEVICE CONFORMITY	
	MIN.	NOM.	MAX.	RANGE OF DEVIATION FROM 1 KHz	
100	---	-52.0	---	-2.0	+2.0
1000	-55.0	-52.0	-49.0	0.0	0.0
4000	---	-53.0	---	-4.0	+2.0



NOTES:

- CASE CONNECTED TO NEGATIVE TERMINAL.
- MICROPHONE TO BE FUNCTIONAL WITH 10 VDC SUPPLY.
- SENSITIVITY VALUES INDICATED ON THIS SPECIFICATION ARE VALID AT 50% HUMIDITY.
- MICROPHONE WILL SURVIVE SUBMERSION IN 3M OF WATER.

DC SUPPLY	AMPLIFIER CURRENT DRAIN	OUTPUT IMPEDANCE OHMS		
		MIN.	NOM.	MAX.
1.3V	50uA MAX.	2800	4400	6800

Revision	C.O. #	Implementation Date	RELEASE LEVEL	REVISION
B	MI0105331	12-25-13	Active	B
A	MI0100924	11/23/05		

KNOWLES ELECTRONICS
ITASCA, ILLINOIS U.S.A.

SCALE:	2:1	DR. BY	DATE
DO NOT SCALE DRAWING		DMS	11/23/05
TITLE:	MICROPHONE	CK. BY	DATE
OUTLINE DRAWING	WP-23502-000	GJP	11/27/05
	SHT 2.1	APP. BY	DATE
		GJP	11/27/05