

7.5-100W Low Profile DIN Rail Mount Power Supplies

Features

- ◆ Low Profile for Building Automation
- ◆ 5V to 24V Outputs
- ◆ Wide Range AC Input
- ◆ UL1310 Class 2⁽¹⁾
- ◆ Class II Double Insulation
- ◆ -25 to +71°C Operation



Key Market Segments & Applications



Industrial



RoHS

Specifications		DSP10	DSP30	DSP60	DSP100
AC Input Voltage range	VAC	90 - 264VAC, Class II double insulated (No ground connection required)			
Input Frequency	Hz	47 - 63Hz			
DC Input Voltage range	VDC	120 - 370VDC*			
Inrush Current (115 / 230VAC)	A	15 / 30A	25 / 50A	30 / 60A	30 / 60A
Power Factor & Flicker	-	Meets EN61000-3-2, EN61000-3-3			
Input Current (Rated)	A	0.3A	0.8A (5V: 0.6A)	1.5A (5V: 1A)	5V:1.5A,12-15V:1.7A,24V:2.2A
Output Voltage Accuracy	%	±1% of Nominal			
Line Regulation	%	1%			
Load Regulation	%	1%			
Ripple and Noise (20MHz BW)	mV	50mV			
Overcurrent Protection (Typ)	-	110 - 160%, fold forward under short circuit (DSP100-24/C2 102-108%)			
Overvoltage Protection	V	120 - 145%			
Hold Up Time (115VAC input)	ms	See Model Selector			
LED Indicators	-	Green LED = On, Red LED = DC Output Low			
Operating Temperature	°C	-25 to +71°C (Derate linearly 2.5%/°C from 55 to 71°C)			
Temperature Coefficient	%/°C	±0.02%/°C			
Storage Temperature	°C	-25 to +85°C			
Operating Humidity	-	20 - 95% RH (non condensing)			
Cooling	-	Convection			
Withstand Voltage	-	Input to Output 3kVAC for 1 min.			
Isolation Resistance	-	>100M at 25°C & 70%RH, Input to Output 500VDC			
Vibration (tested on the rail)	-	IEC 60068-2-6 (Random wave, 10-500 Hz, 1Grms, ea. X, Y, Z axis, 20 min each axis)			
Shock (tested off the rail)	-	IEC 60068-2-27 (Half sine wave, 4G, 22ms, 3 axes, 6 Faces, 3 times for each face)			
Safety Agency Approvals	-	UL1310 Class 2 ⁽¹⁾ , UL508 Listed, UL60950-1, EN60950-1, CE			
Immunity	-	EN61000-4-2, -3, -4, -5, -6, -8 & -11			
Conducted & Radiated EMI	-	DSP10: EN55022 Class B; DSP30-100: EN55022 Class A			
Weight (Typ)	g	60	200	250	320
Size (WxHxD)	in	0.71 x 3.58 x 2.19"	2.09 x 3.58 x 2.19"	2.8 x 3.58 x 2.19"	3.54 x 3.58 x 2.24"
Case material	-	Flame Retardant Polycarbonate (UL94 V-0)			
Warranty	yrs	Three years			

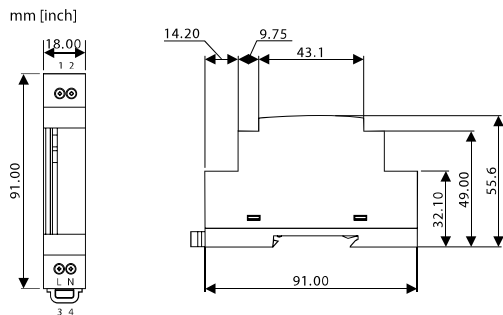
(1) See model selector on page 2.

*Safety certified for AC only

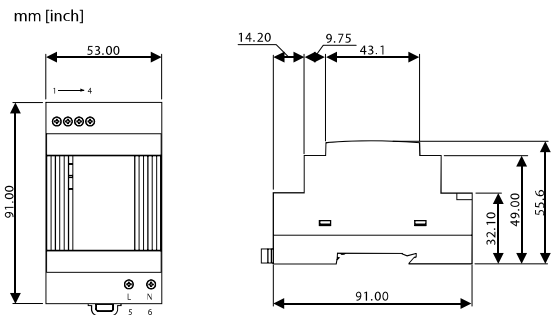
Model Selector

Model	Voltage (V)	Voltage Adjust (V)	Current (A)	Power (W)	Efficiency (Typ %)	Hold Up Time 115VAC in (ms)	UL1310 Class 2
DSP10-5	5	None	1.50	7.5	74	10	Yes
DSP30-5	5	5 - 5.5	3.00	15.0	74	25	Yes
DSP60-5	5	5 - 5.5	7.00	35.0	80	16	-
DSP10-12	12	None	0.83	10.0	78	10	Yes
DSP30-12	12	12 - 14	2.10	25.2	82	25	Yes
DSP60-12	12	12 - 14	4.50	54.0	84	16	Yes
DSP100-12	12	12 - 14	6.00	72.0	82	16	-
DSP10-15	15	None	0.67	10.1	78	60	Yes
DSP30-15	15	13.5 - 16.5	2.00	30.0	83	25	Yes
DSP60-15	15	13.5 - 16.5	4.00	60.0	85	12	Yes
DSP100-15	15	13.5 - 16.5	5.00	75.0	85	16	-
DSP10-24	24	None	0.42	10.1	80	60	Yes
DSP30-24	24	24 - 28	1.30	31.2	83	25	Yes
DSP60-24	24	24 - 28	2.50	60.0	86	12	Yes
DSP100-24/C2	24	20 - 24.2	3.80	91.2	89	10	Yes
DSP100-24	24	24 - 28	4.20	100.8	85	10	-

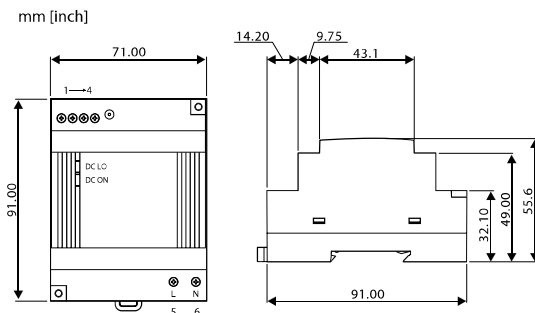
DSP10 Outline Drawing



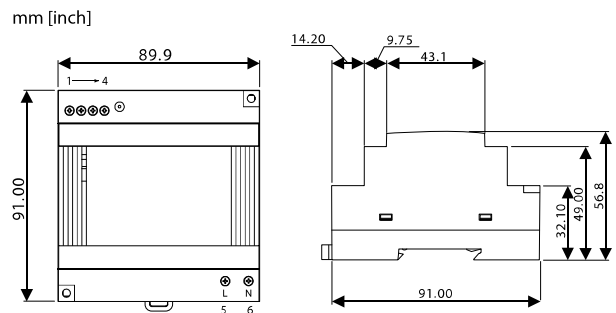
DSP30 Outline Drawing



DSP60 Outline Drawing



DSP100 Outline Drawing



Other DIN Rail Products

DSP/DPP	10W to 480W, 5V to 48V power supplies
DLP	75W to 240W power supplies
DLP-PU	Redundancy Module (20A)
R Series	3A to 30A single & three phase EMI Filters

Snap-on Mounting: snap onto DIN Rail TS35/7.5 or TS35/15.
(no tools required)

For Additional Information, please visit
<https://product.tdk.com/info/en/products/power/index.html>

