

PAGE 1/2

ISSUE 10-07-19

SERIE : SPDT ZC

PART NUMBER : R585J43410

RF CHARACTERISTICS

Frequency range : 0 - 50 GHz

Impedance : 50 Ohms

Frequency (GHz)	DC - 6	6 - 12.4	12.4 - 18	18 - 26.5	26.5 - 40	40 - 50
VSWR max	1.30	1.40	1.50	1.70	1.90	1.90
Insertion loss max	0.30 dB	0.40 dB	0.50 dB	0.70 dB	0.80 dB	1.10 dB
Isolation min	70 dB	60 dB	60 dB	55 dB	50 dB	50 dB
Average power (*)	80 W	60 W	50 W	20 W	10 W	5 W

ELECTRICAL CHARACTERISTICS

Actuator : LATCHING

Nominal current ** : 160 mA

Actuator voltage (Vcc) : 28V (24 to 30V) / POSITIVE COMMON

Terminals : solder pins (250°C max. / 30 sec.)

Indicator rating : 1 W / 30 V / 100 mA

MECHANICAL CHARACTERISTICS

Connectors : 2.4mm female (According to IEEE STD 287)

Life : 2 million cycles

Switching Time*** : < 10 ms

Construction : Splashproof

Weight : < 100 g

ENVIRONMENTAL CHARACTERISTICS

Operating temperature range : -25°C to +70°C

Storage temperature range : -40°C to +85°C

(* Average power at 25°C per RF Path)

(** At 25° C ±10%)

(*** Nominal voltage ; 25° C)



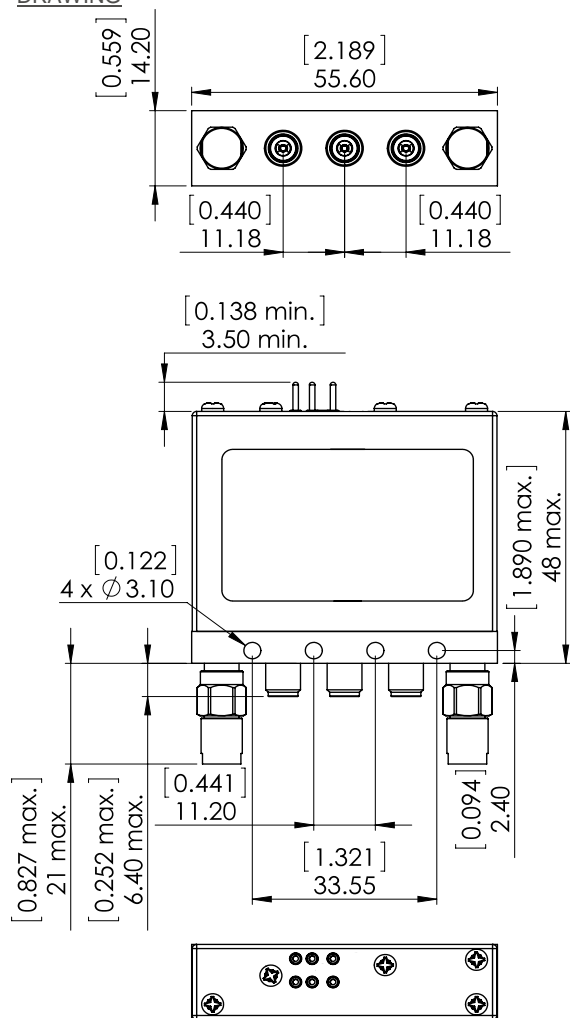
PAGE **2/2**

ISSUE **10-07-19**

SERIE : **SPDT ZC**

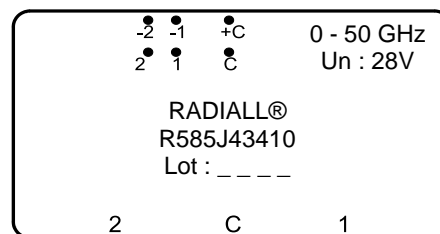
PART NUMBER : **R585J43410**

DRAWING



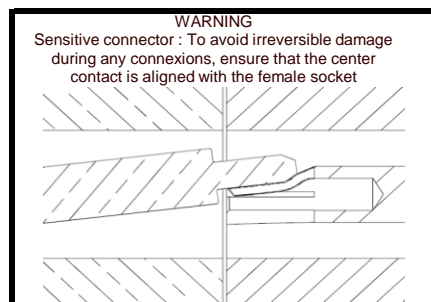
General tolerances : $\pm 0,5$ mm [0,02 in]

LABEL

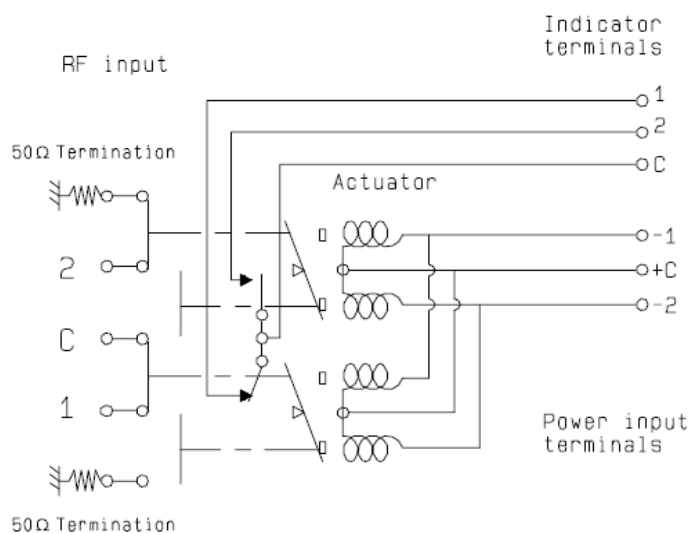


WARNING

Sensitive connector : To avoid irreversible damage during any connexions, ensure that the center contact is aligned with the female socket



SCHEMATIC DIAGRAM



Voltage	RF Continuity	Ind.
+C -1	C↔1 / 2↔50Ω	C . 1
+C -2	C↔2 / 1↔50Ω	C . 2