THIS DRAWING IS UNPUBLISHED. RELEASED FOR PUBLICATION -,- .
© COPYRIGHT - 25MAY11 ALL RIGHTS RESERVED.

LOC	DIST
AD	00

REVISIONS

P	LTR	DESCRIPTION	DATE	DWN	APVD
	AA	REVISED PER ECO-14-004696	07APR2014	NK	JO

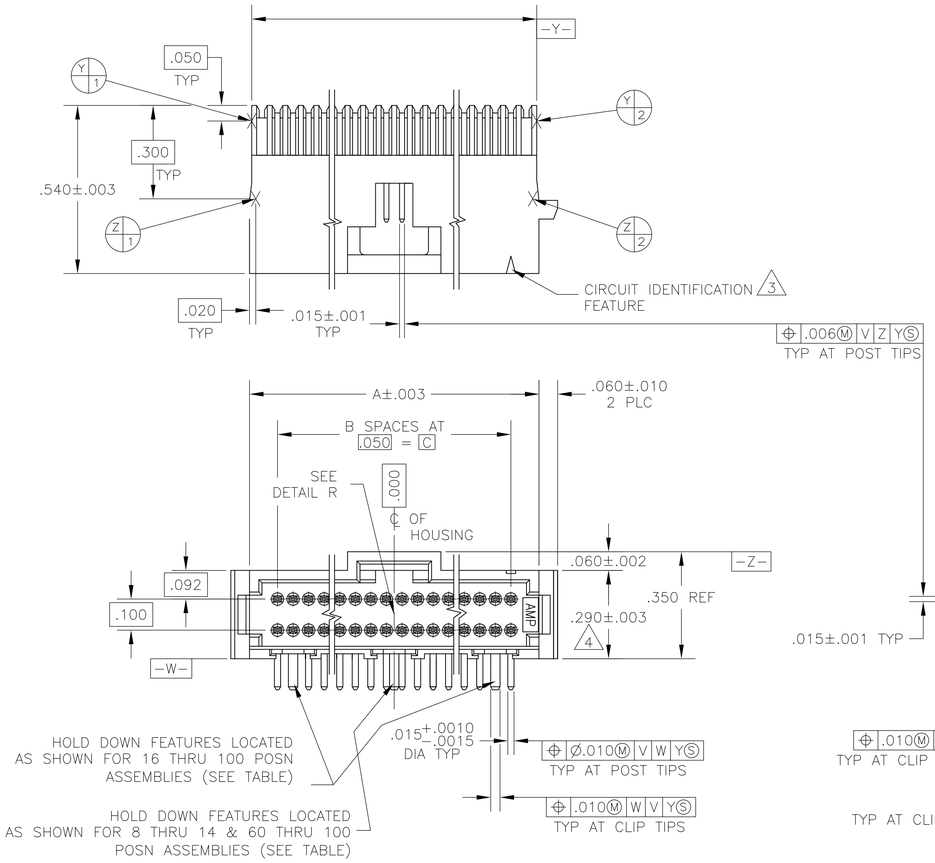

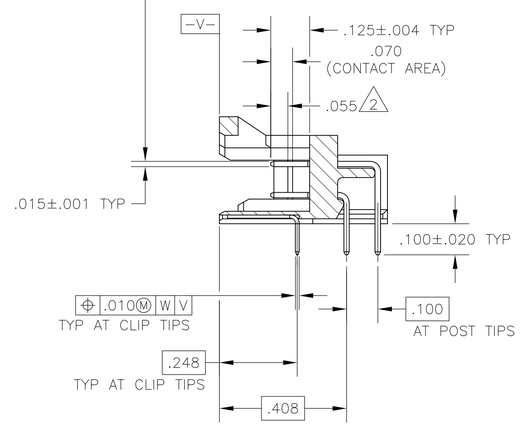

1. CONTACT AREA PLATED WITH .000030 MIN GOLD, SOLDER LEADS PLATED WITH .000150 TIN LEAD, ALL OVER .000050 NICKEL
2. POINT OF MEASUREMENT FOR GOLD THICKNESS
3. CIRCUIT IDENTIFICATION FEATURE OMITTED ON 8,10,12,& 14 POSITION HEADER ASSEMBLIES
4. DIMENSION APPLIES AT BASE OF SHROUD
5. THE NOTED DIMENSIONS APPLY AT THE INTERSECTION OF THE POST AND HOUSING
6. CONTACT AREA PLATED WITH .000030 MIN GOLD, SOLDER LEADS PLATED WITH .000150 TIN, ALL OVER .000050 NICKEL
7. FINISH: .000001 MIN GOLD ON GOLD PLATED AREA. .000150-.000250 MATTE TIN-LEAD ON TIN PLATED AREA. UNDER PLATING TO BE .000050-.000100 NICKEL ON ENTIRE CONTACT.
8. FINISH: .000001 MIN GOLD ON GOLD PLATED AREA. .000150-.000250 MATTE TIN ON TIN PLATED AREA. UNDER PLATING TO BE .000050-.000100 NICKEL ON ENTIRE CONTACT.
9. PRELIMINARY - NOT FOR PRODUCTION
10. OBSOLETE
11. OBSOLETE PARTS: OBSOLETE CIS STREAMLINING PER D.RENAUD/D.SINISI

FINISH	F	E	D	C	B	A	NO OF POSN	PART NUMBER
7	.775	.050	1.550	1.650	33	1.830	68	9 3-104069-8
	1.175	.050	2.350	2.450	49	2.630	100	9 3-104069-7
	.825	.050	1.650	1.750	35	1.930	72	9 3-104069-6
	-	.050	.950	1.050	21	1.230	44	9 3-104069-5
	-	.050	.700	.800	16	.980	34	9 3-104069-4
	-	.050	.500	.600	12	.780	26	9 3-104069-3
	-	.050	.450	.550	11	.730	24	9 3-104069-2
	-	.050	.250	.350	7	.530	16	9 3-104069-1
	-	.150	-	.300	6	.480	14	9 3-104069-0
	-	.125	-	.250	5	.430	12	9 2-104069-9
	-	.075	-	.150	3	.330	8	2-104069-8
	.675	.050	1.350	1.450	29	1.630	60	9 2-104069-7
	-	.050	.850	.950	19	1.130	40	9 2-104069-6
	-	.050	.600	.700	14	.880	30	9 2-104069-5
	-	.100	-	.200	4	.380	10	9 2-104069-4
	.925	.050	1.850	1.950	39	2.130	80	9 2-104069-3
	-	.050	1.100	1.200	24	1.380	50	2-104069-2
	-	.050	.350	.450	9	.630	20	9 2-104069-1
1	.775	.050	1.550	1.650	33	1.830	68	1-104069-8
	1.175	.050	2.350	2.450	49	2.630	100	1-104069-7
	.825	.050	1.650	1.750	35	1.930	72	1-104069-6
	-	.050	.950	1.050	21	1.230	44	10 1-104069-5
	-	.050	.700	.800	16	.980	34	1-104069-4
	-	.050	.500	.600	12	.780	26	1-104069-3
	-	.050	.450	.550	11	.730	24	1-104069-2
	-	.050	.250	.350	7	.530	16	1-104069-1
	-	.150	-	.300	6	.480	14	1-104069-0
	-	.125	-	.250	5	.430	12	10 104069-9
	-	.075	-	.150	3	.330	8	11 104069-8
	.675	.050	1.350	1.450	29	1.630	60	104069-7
	-	.050	.850	.950	19	1.130	40	104069-6
	-	.050	.600	.700	14	.880	30	104069-5
	-	.100	-	.200	4	.380	10	104069-4
	.925	.050	1.850	1.950	39	2.130	80	104069-3
	-	.050	1.100	1.200	24	1.380	50	104069-2
	-	.050	.350	.450	9	.630	20	104069-1

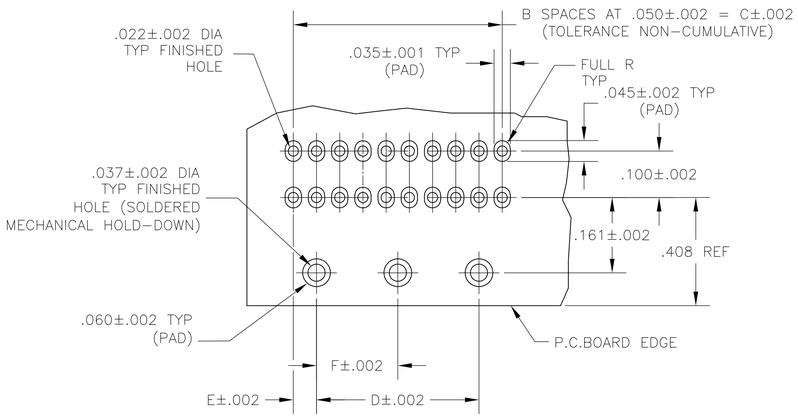

RECOMMENDED HOLE PATTERN

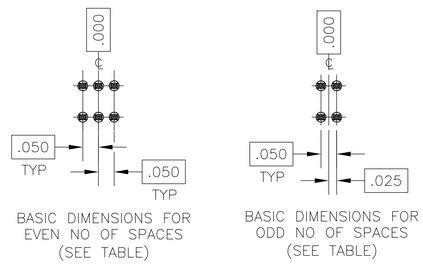

DETAIL R

THIS DRAWING IS A CONTROLLED DOCUMENT.

DIMENSIONS: INCHES

TOLERANCES UNLESS OTHERWISE SPECIFIED:
0 PLC ± -
1 PLC ± -
2 PLC ± -
3 PLC ± .005
4 PLC ± -
ANGLES ± -

MATERIAL: HOUSING:THERMOPLASTIC COLOR-BLACK CONTACT:COPPER ALLOY

FINISH: SEE TABLE

DWN D. CLOUSER 10-3-88
CHK T. ZOLA 10-3-88
APVD T. ZOLA 10-3-88
PRODUCT SPEC 108-1093
APPLICATION SPEC 114-25031
WEIGHT -

TE Connectivity

NAME: HEADER ASSEMBLY, RIGHT ANGLE, DOUBLE ROW, W/SIDE & END LATCHES, AMPMODU System 50

SIZE	CAGE CODE	DRAWING NO	RESTRICTED TO
A1	00779	C-104069	-

CUSTOMER DRAWING | SCALE 4:1 | SHEET 1 OF 2 | REV AA

4805 (3/11)

THIS DRAWING IS UNPUBLISHED. RELEASED FOR PUBLICATION -,- .
© COPYRIGHT - 25MAY11 ALL RIGHTS RESERVED.

LOC	DIST
AD	00

REVISIONS

P	LTR	DESCRIPTION	DATE	DWN	APVD
	-	SEE SHEET 1	-	-	-

8	.775	.050	1.550	1.650	33	1.830	68		8-104069-8
	1.175	.050	2.350	2.450	49	2.630	100	9	8-104069-7
	.825	.050	1.650	1.750	35	1.930	72	9	8-104069-6
	-	.050	.950	1.050	21	1.230	44	9	8-104069-5
	-	.050	.700	.800	16	.980	34	9	8-104069-4
	-	.050	.500	.600	12	.780	26	9	8-104069-3
	-	.050	.450	.550	11	.730	24	9	8-104069-2
	-	.050	.250	.350	7	.530	16	9	8-104069-1
	-	.150	-	.300	6	.480	14	9	8-104069-0
	-	.125	-	.250	5	.430	12	9	7-104069-9
	-	.075	-	.150	3	.330	8	9	7-104069-8
	.675	.050	1.350	1.450	29	1.630	60	9	7-104069-7
	-	.050	.850	.950	19	1.130	40		7-104069-6
	-	.050	.600	.700	14	.880	30	9	7-104069-5
	-	.100	-	.200	4	.380	10	9	7-104069-4
	.925	.050	1.850	1.950	39	2.130	80	9	7-104069-3
	-	.050	1.100	1.200	24	1.380	50	9	7-104069-2
	-	.050	.350	.450	9	.630	20	9	7-104069-1
6	.775	.050	1.550	1.650	33	1.830	68	4	6-104069-8
	1.175	.050	2.350	2.450	49	2.630	100	4	6-104069-7
	.825	.050	1.650	1.750	35	1.930	72	4	6-104069-6
	-	.050	.950	1.050	21	1.230	44	4 10	6-104069-5
	-	.050	.700	.800	16	.980	34	4	6-104069-4
	-	.050	.500	.600	12	.780	26	4	6-104069-3
	-	.050	.450	.550	11	.730	24	4	6-104069-2
	-	.050	.250	.350	7	.530	16	4	6-104069-1
	-	.150	-	.300	6	.480	14	4	6-104069-0
	-	.125	-	.250	5	.430	12	4 10	5-104069-9
	-	.075	-	.150	3	.330	8	4	5-104069-8
	.675	.050	1.350	1.450	29	1.630	60	4	5-104069-7
	-	.050	.850	.950	19	1.130	40	4	5-104069-6
	-	.050	.600	.700	14	.880	30	4	5-104069-5
	-	.100	-	.200	4	.380	10	4	5-104069-4
	.925	.050	1.850	1.950	39	2.130	80	4	5-104069-3
	-	.050	1.100	1.200	24	1.380	50	4	5-104069-2
	-	.050	.350	.450	9	.630	20	4	5-104069-1
FINISH	F	E	D	C	B	A	NO OF POSN		PART NUMBER

THIS DRAWING IS A CONTROLLED DOCUMENT.

DIMENSIONS: INCHES

TOLERANCES UNLESS OTHERWISE SPECIFIED:
0 PLC ± -
1 PLC ± -
2 PLC ± -
3 PLC ± .005
4 PLC ± -
ANGLES ± -

MATERIAL

FINISH SEE TABLE

DWN D. CLOUSER 10-3-88
CHK T. ZOLA 10-3-88
APVD T. ZOLA 10-3-88
PRODUCT SPEC 108-1093
APPLICATION SPEC 114-25031
WEIGHT -

TE Connectivity

NAME HEADER ASSEMBLY, RIGHT ANGLE, DOUBLE ROW, W/SIDE & END LATCHES, AMPMODU System 50

SIZE A1 | CAGE CODE 00779 | DRAWING NO C-104069 | RESTRICTED TO -

CUSTOMER DRAWING | SCALE 4:1 | SHEET 2 OF 2 | REV AA