



POWER™ STRIP 30

MPTC-01-80-01-6.30-01-L-V-LC

MPSC-01-80-01-7.70-01-L-V



(5.00 mm) .197" (PWR) (2.00 mm) .079" (SIG)

MPTC, MPSC SERIES

30 A SIGNAL/POWER COMBO SYSTEM

MPTC Mates with:
MPSC, MPCC

MPSC Mates with:
MPTC

SPECIFICATIONS

For complete specifications see www.samtec.com?MPTC or www.samtec.com?MPSC

Insulator Material: Black LCP
Terminal/Contact Material: Signal: Phosphor Bronze
Power: Copper Alloy

Plating: Sn or Au over 50 μm (1.27 μm) Ni
Operating Temp Range: -55 °C to +105 °C with Tin
-55 °C to +125 °C with Gold

Voltage Rating: 250 VAC/354 VDC
Standard Creepage: MPTC: (2.86 mm) .113" (power)
MPSC: (2.86 mm) .113" (without -LC, power)
(2.69 mm) .105" (with -LC, power)

Standard Clearance: (2.71 mm) .106" (without -LC, power)
MPTC: (2.54 mm) .100" (with -LC, power)
MPSC: (1.93 mm) .076" (with -LC, power)

RoHS Compliant: Yes

Lead-Free Solderable: Yes



-01, -02
= Power Pins Per End

-16, -24,
-40, -80

-01, -02
= Power Pins Per End

-6.30
= (6.30 mm) 0.248"

-01
= Use with (1.60 mm) .062" Thick PCB

-03
= Use with (2.36 mm) .093" Thick PCB

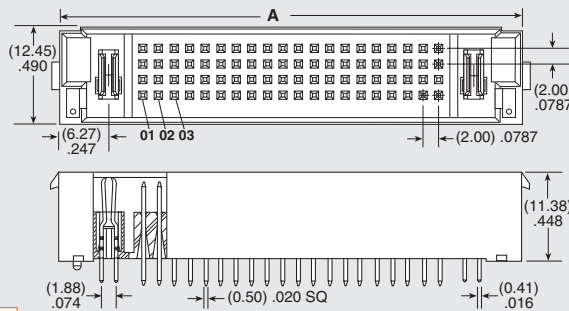
-L
= 10 μm (0.25 μm) Gold on contact, Matte Tin on tail (Power & Signal)

-T
= Matte Tin on contacts and tail (Power), Gold on contact, Matte Tin on tail (Signal)

-LC
= Locking Clip (Manual placement required)

Note: Available standard power pin combinations: MPTC-01-XX-01 or MPTC-02-XX-02.

MPTC-V/MPSC-V	
POWER PINS	CURRENT RATING (PER CONTACT)
1	28.8 A
2	24.7 A
3	24.1 A
4	22.3 A
-T PLATING	

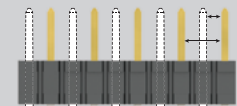


POWER PINS/END	A			
	16 SIGNAL PINS	24 SIGNAL PINS	40 SIGNAL PINS	80 SIGNAL PINS
-01	(27.44) 1.081	(31.45) 1.238	(39.44) 1.553	(59.44) 2.340
-02	(37.44) 1.474	(41.45) 1.632	(49.44) 1.946	(69.44) 2.734

RUGGEDIZED
BY SAMTEC

• Locking clip option

CREEPAGE AND CLEARANCE



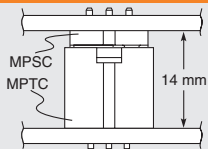
Selectively loading contacts achieves customer specific creepage and clearance requirements.
Contact asp@samtec.com

RECOGNITIONS

For complete scope of recognitions see www.samtec.com/quality



MATED HEIGHT



ALSO AVAILABLE (MOQ Required)

- 4, 8, 36 and 48 total signal pins

Note: Some sizes, styles and options are non-standard, non-returnable.



-01, -02
= Power Pins Per End

-16, -24,
-40, -80

-01, -02
= Power Pins Per End

-7.70
= (7.70 mm) .303"

-01
= Use with (1.60 mm) .062" Thick PCB

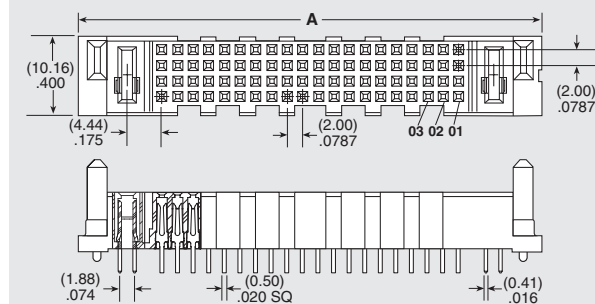
-03
= Use with (2.36 mm) .093" Thick PCB

-L
= 10 μm (0.25 μm) Gold on contact, Matte Tin on tail (Power & Signal)

-T
= Matte Tin on contacts and tail (Power), Gold on contact, Matte Tin on tail (Signal)

-LC
= Locking Clip (Manual placement required) (Not available with -16 signal pins)

Note: Available standard power pin combinations: MPSC-01-XX-01 or MPSC-02-XX-02.



Due to technical progress, all designs, specifications and components are subject to change without notice.

WWW.SAMTEC.COM

All parts within this catalog are built to Samtec's specifications. Customer specific requirements must be approved by Samtec and identified in a Samtec customer-specific drawing to apply.