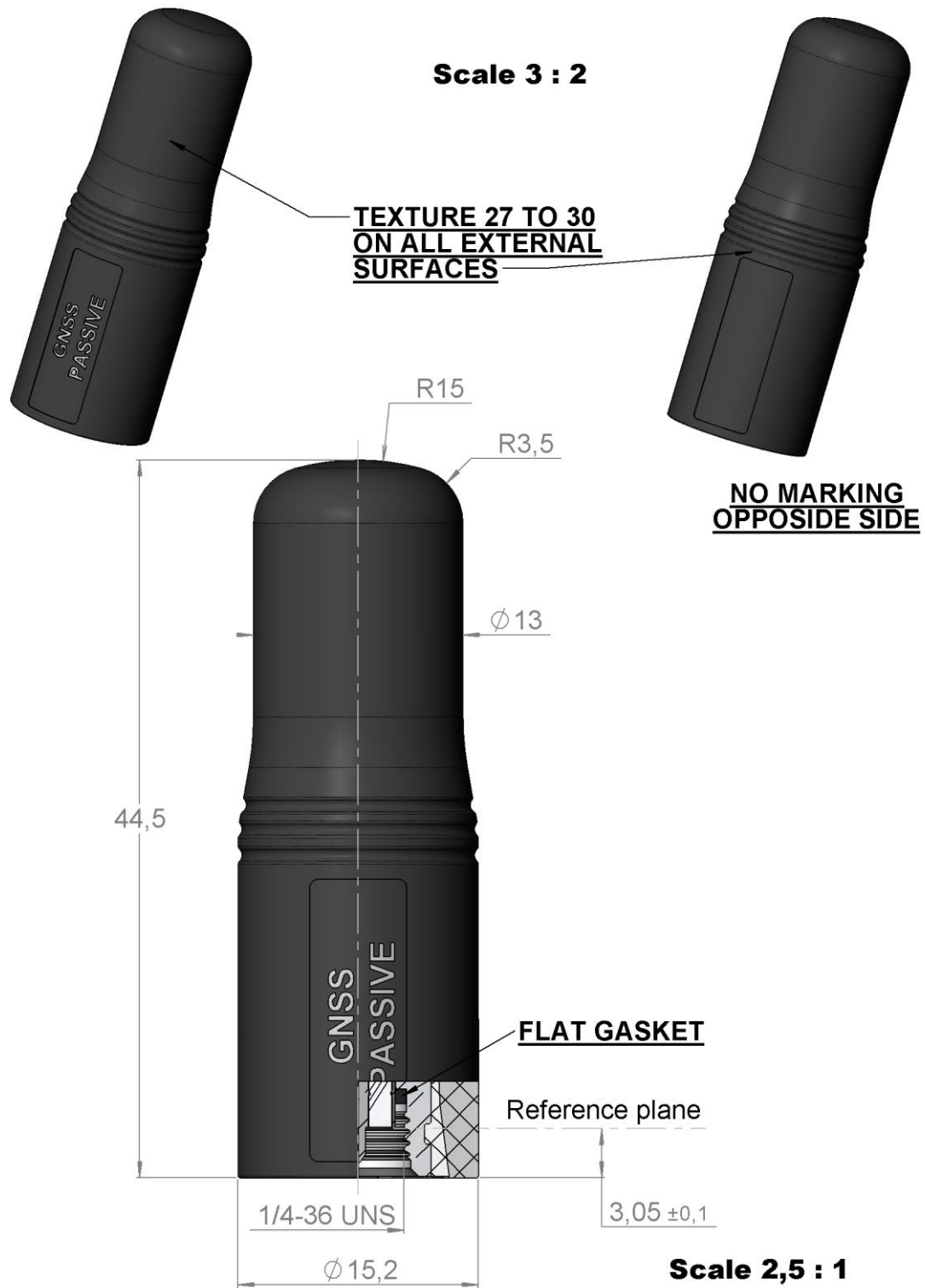


PAGE 1/3	ISSUE 30-10-18B	SERIES ANTENNA	PART NUMBER R380300035
----------	-----------------	----------------	------------------------



All dimensions are in mm. Tolerances according ISO 2768 m-H

PAGE 2/3	ISSUE <b>30-10-18B</b>	SERIES <b>ANTENNA</b>	PART NUMBER <b>R380300035</b>
----------	------------------------	--------------------------	-------------------------------

**ELECTRICAL CHARACTERISTICS**

Frequencies Range :	<b>GALILEO E1 - GPS L1 (1559-1591) GLONASS (1597-1607)</b>	MHz MHz
Nominal Impedance :	<b>50</b>	$\Omega$
VSWR :	<b>2.5:1</b>	Typ.
Typical gain :	<b>-3</b>	dBic
Radiation pattern	<b>Dipolar</b>	
Polarization :	<b>Linear vertical</b>	
Connector type :	<b>Male SMA</b>	

**MECHANICAL CHARACTERISTICS**

Antenna color :	<b>BLACK</b>
Radome material :	<b>Ultem 1000</b>
Radome texture :	<b>Charmille 27-30</b>
Overall length :	<b>44.5</b> mm
Weight	<b>10</b> g

**ENVIRONMENTAL CHARACTERISTICS**

Operating temperature :	<b>-40/+71</b>	$^{\circ}$ C
Storage temperature :	<b>MIL-STD-810G, Methods 501.5 &amp; 502.5, Proc. II -40/+85</b>	$^{\circ}$ C
Humidity (Non-condensing) :	<b>MIL-STD-810G, Methods 501.5 &amp; 502.5, Proc. I 95%</b>	Relative Humidity
Immersion (mated)	<b>Through Op. Temp range MIL-STD-810G, Meth 507.5 Proc. II</b>	<b>1</b> m <b>2</b> Hours
Solar Radiation	<b>MIL-STD-810G, Meth 505.5, Procedures II</b>	<b>1120</b> W/m <sup>2</sup>
Salt Fog	<b>MIL-STD-810G, Meth 509.5</b>	<b>4 x 24</b> h

PAGE 3/3	ISSUE 30-10-18B	SERIES ANTENNA	PART NUMBER R380300035
----------	-----------------	----------------	------------------------

ELECTRICAL PERFORMANCES

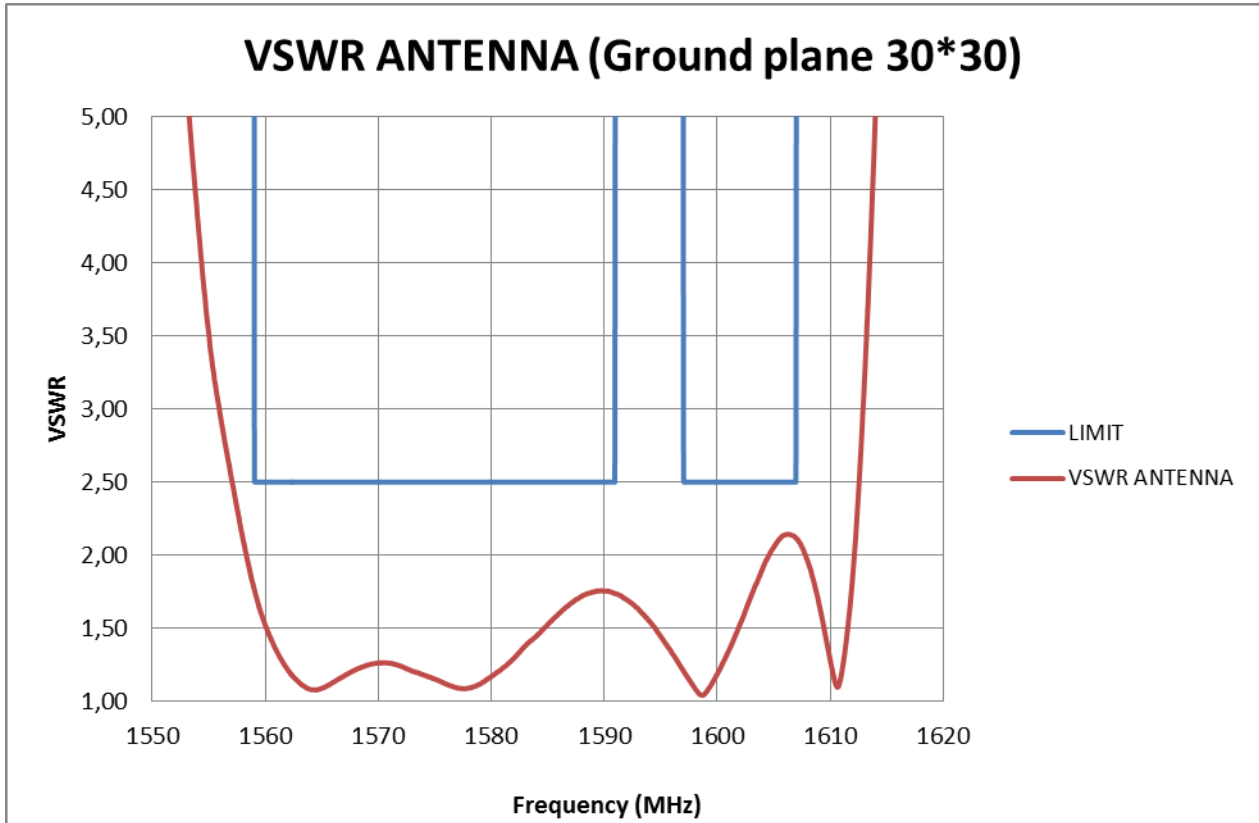


Figure 1: VSWR

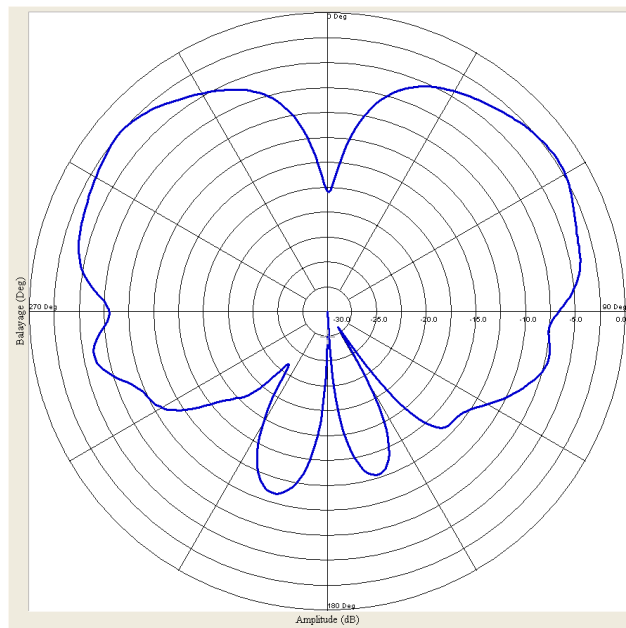


Figure 2: Radiation pattern on ground plane at 1575 MHz (RHCP)