THIS DRAWING IS UNPUBLISHED. RELEASED FOR PUBLICATION 20
© COPYRIGHT 20 BY TYCO ELECTRONICS CORPORATION. ALL RIGHTS RESERVED.

PART NUMBER	REV	TERMINATOR	FEED TYPE	DESCRIPTION
1339822-1	A	BENCH & LEADMAKER	MECH POST FEED	HDI APPLICATOR
7-1339822-1	A	BENCH & LEADMAKER	MECH POST FEED	-1 AND SPARE PARTS
7-1339822-7	A	-	-	SPARE PARTS KIT

SET UP GAGE 458638-3

LOC	DIST
A	66

REVISIONS

P	LTR	DESCRIPTION	DATE	DWN	APVD
	A	SEE ECO-07-027145	15NOV2007	LJL	MC

CRIMP DATA ESCUBEDO TERMINAL TE CRIMP SPECS 5

TERMINAL NAME: 2.8 SERIES RECEPTACLE

CRIMP	SIZE	TYPE	RANGE
WIRE	1.78 [.070 IN]	F	0.50-1.00mm² or 20-18 AWG
INSUL	3.05 [.120 IN]	F	1.80-2.50 [.071-.098 IN]

WIRE STRIP LENGTH 3.20-4.00 [.126-.157 IN]

APPL INSTRUCTIONS 408-8323

TERMINAL APPL SPEC - - - -

FEED 16.50 [.650 IN]

TERMINALS APPLIED

TE TERM PN	MANUF TERM PN	TE TERM PN	MANUF TERM PN
1949562-1	4408.00	1949562-5	4408.32
1949562-2	4408.02	-	-
1949562-3	4408.04	-	-
1949562-4	4408.30	-	-

WIRE SIZE	CRIMP HEIGHT	PIN PN & LENGTH [IN]
1.00mm²	1.27 ±0.05 [.050 ±.002 IN]	1-354779-8 [.3080]
0.75mm²	1.22 ±0.05 [.048 ±.002 IN]	2-354779-2 [.3100]
0.50mm²	1.12 ±0.05 [.044 ±.002 IN]	3-354779-0 [.3140]
-	-	
-	-	
-	-	
-	-	
-	-	
-	-	
-	-	
-	-	
-	-	

1 RECOMMENDED SPARE PARTS

2. GREASE RAM, CAM, CAM FOLLOWER AND FEED ROD LIGHTLY.

3 CERTAIN TERMINALS REQUIRE LUBRICATION. REFER TO THE APPLICATOR INSTRUCTION SHEET FOR MORE INFORMATION.

4. LUBRICATE DAILY PER THE APPLICATOR INSTRUCTION SHEET SUPPLIED WITH THE APPLICATOR.

5 CRIMP DATA CALCULATED BY TYCO ELECTRONICS UK LTD.

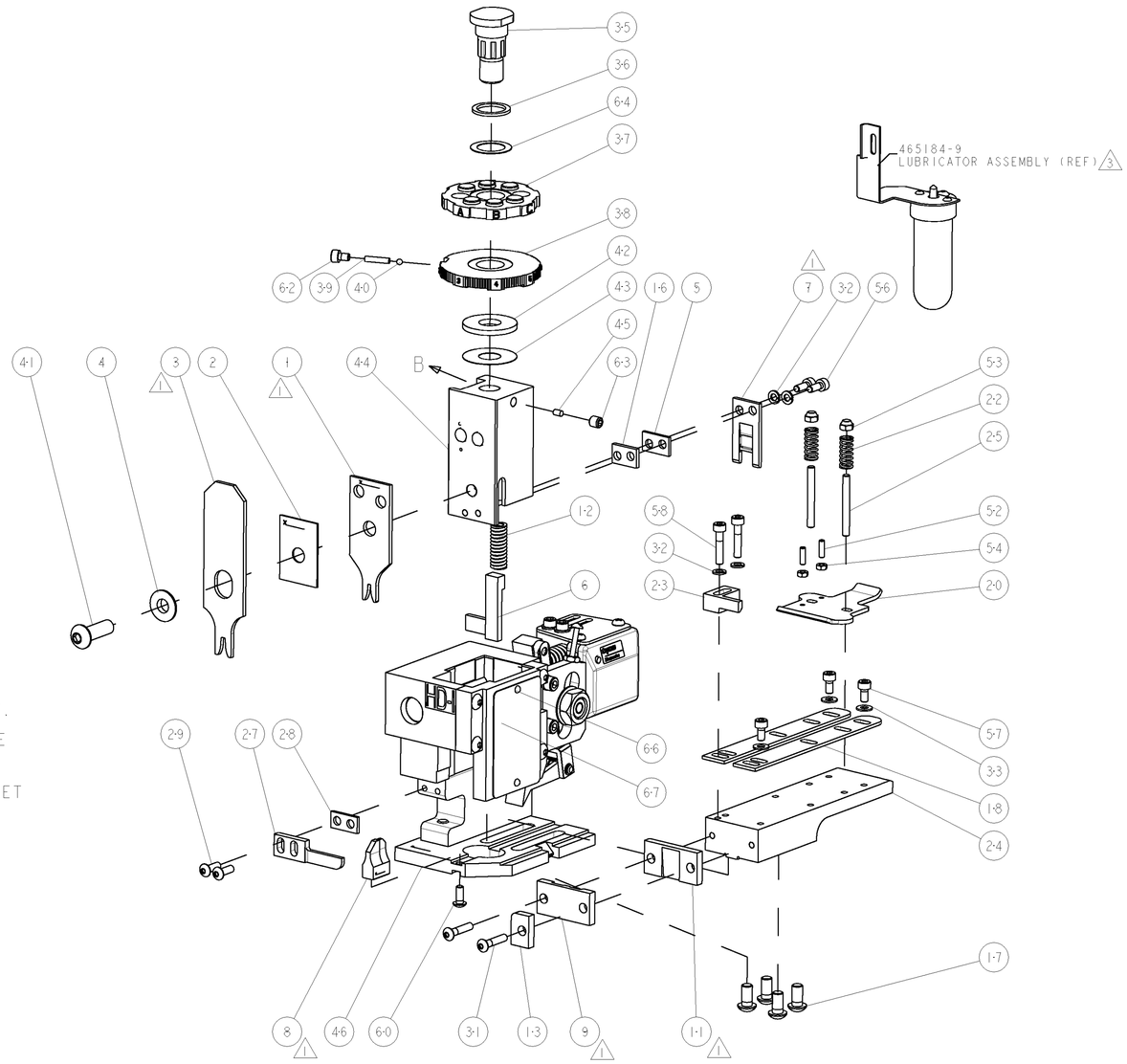

-	1	1	1338705-2	DOCUMENTATION PACKAGE	71
-	1	1	461264-1	PLATE, IDENTIFICATION	67
-	2	2	21017-2	SCREW, DRIVE	66
-	1	1	986950-1	WASHER, FLAT PRECISION	64
-	1	1	3-18031-0	SCR, SET, CUP POINT M6 X 6.0	63
-	1	1	18023-9	SCR, SKT HD CAP M4 X 6.0	62
-	1	1	18024-7	SCR, BTN SKT HD CAP (M4 X 10.0)	60
-	2	2	1-18023-4	SCR, SKT HD CAP M4 X 20.0	58
-	3	3	1-18023-0	SCR, SKT HD CAP M4 X 8.0	57
-	2	2	1-18023-1	SCR, SKT HD CAP M4 X 10.0	56
-	2	2	18029-1	NUT, HEX, REG M3	54
-	2	2	986965-1	NUT, LOCK, HEX, TORQUE (M4)	53
-	2	2	2-18032-2	SCR, SET, FLT POINT M3 X 10.0	52
-	1	1	18024-3	SCR, BTN SKT HD CAP (M3 X 10.0)	49
-	1	1	1338676-1	CAM, UNIVERSAL POST-FEED	47
-	1	1	1338662-1	SUB ASSY, APPLICATOR FRAME	46
-	1	1	690191-1	PLUG,NYLON	45
-	1	1	1320998-1	RAM	44
-	1	1	690125-1	SHIM SUB-ASSY	43
-	1	1	690124-1	WASHER, RAM (.115)	42
-	1	1	2-18024-6	SCR, BTN SKT HD CAP (M8 X 25.0)	41
-	1	1	23241-1	BALL, STEEL	40
-	1	1	2-22278-7	SPRING, COMPRESSION	39
-	1	1	1320922-1	DISC, ADJUST, INSULATION CRIMP	38
-	1	1	354777-1	WIRE DISC, ASSEMBLY	37
-	1	1	22480-5	SPRING, COMPRESSION	36
-	1	1	690212-1	POST, RAM	35
-	3	3	18027-2	WASHER, FLAT, REG M4	33
-	4	4	18025-2	WASHER, SPRG LOCK, REG M4	32
-	2	2	1-18024-0	SCR, BTN SKT HD CAP (M4 X 20.0)	31
-	2	2	18024-8	SCR, BTN SKT HD CAP (M4 X 12.0)	29
-	1	1	3-690451-2	SPACER, STRIPPER	28
-	1	1	240639-1	STRIPPER (MACHINING)	27
-	2	2	1320906-1	STUD, THREADED	25
-	1	1	1320995-1	PLATE, STRIP GUIDE	24
-	1	1	240825-1	PLATE, STRIP HOLD DOWN	23
-	2	2	4-22281-1	SPRING, DRAG	22
-	1	1	1338665-1	DRAG	20
-	2	2	1338663-7	GUIDE, LOWER STRIP	18
-	4	4	1-18024-8	SCR, BTN SKT HD CAP (M6 X 12.0)	17
-	1	1	1338708-1	SPACER, SLUG BLADE	16
-	1	1	690481-2	SPACER, HOLD DOWN	13
-	1	1	23846-1	SPRING, DIE	12
1 -	1	1	240644-1	PLATE, REAR SHEAR	11
-	-	-	-	-	10
1 -	1	1	690482-4	PLATE, FRONT SHEAR	9
1 1	2	1	2-1633384-5	ANVIL, COMBINATION	8
1 -	1	1	690474-4	BLADE, SLUG	7
-	1	1	2-455892-6	HOLD DOWN, TERMINAL	6
-	1	1	4-240641-2	SPACER	5
-	1	1	2-238009-7	BLOCK, FL CRIMPER SPACER	4
1 1	2	1	1-456134-0	CRIMPER, INSULATION F PREMIUM	3
-	1	1	455888-7	SPACER, CRIMPER	2
1 1	2	1	4-456404-8	CRIMPER, WIRE PREMIUM	1
-77	-71	-1	PART NO	DESCRIPTION	ITEM NO

VIEW B ROTATED 180°

POST-FEED 40mm STROKE

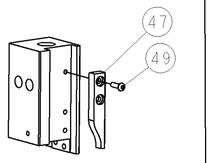

POST-FEED 30mm STROKE

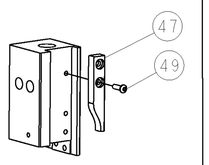

AMP 4805 REV 31MAR2000

Pro/ENGINEER DRAWING

THIS DRAWING IS CONTROLLED DOCUMENT FOR TYCO ELECTRONICS CORPORATION. IT IS SUBJECT TO CHANGE WITHOUT NOTICE. ANY PERSON OR ORGANIZATION SHOULD BE CONTACTED FOR THE LATEST REVISION.

DIMENSIONS: INCHES

TOLERANCES UNLESS OTHERWISE SPECIFIED:
0 PLC ±-
1 PLC ±0.1
2 PLC ±0.01
3 PLC ±0.001
4 PLC ±0.0001
ANGLES ±-

MATERIAL - -
FINISH - -

DWN L LOFTHOUSE 24OCT2007
CHK -
APVD M CLIFFORD 24OCT2007
PRODUCT SPEC -
APPLICATION SPEC -
WEIGHT -

Tyco Electronics
Tyco Electronics
Harrisburg, PA 17105-3608

NAME END FEED HDI APPLICATOR
-
-

SIZE	CAGE CODE	DRAWING NO	RESTRICTED TO
A1	00779	C-1339822	-

CUSTOMER DRAWING SCALE 3:5 SHEET 1 OF 1 REV A

CUSTOMER VIEWABLE ASSEMBLY