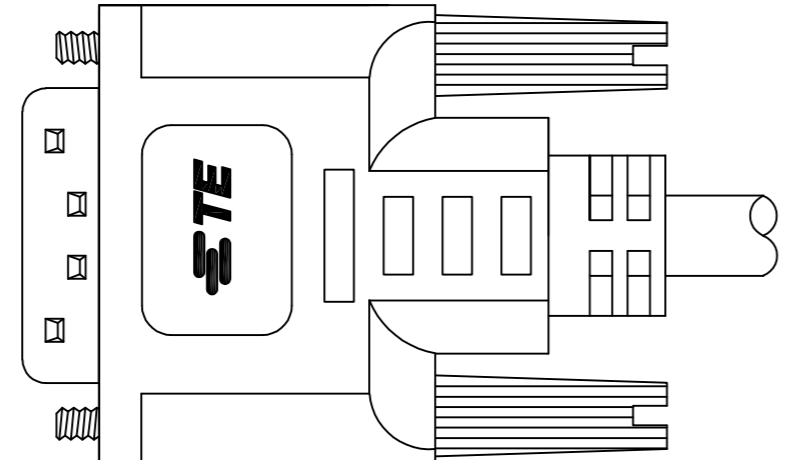
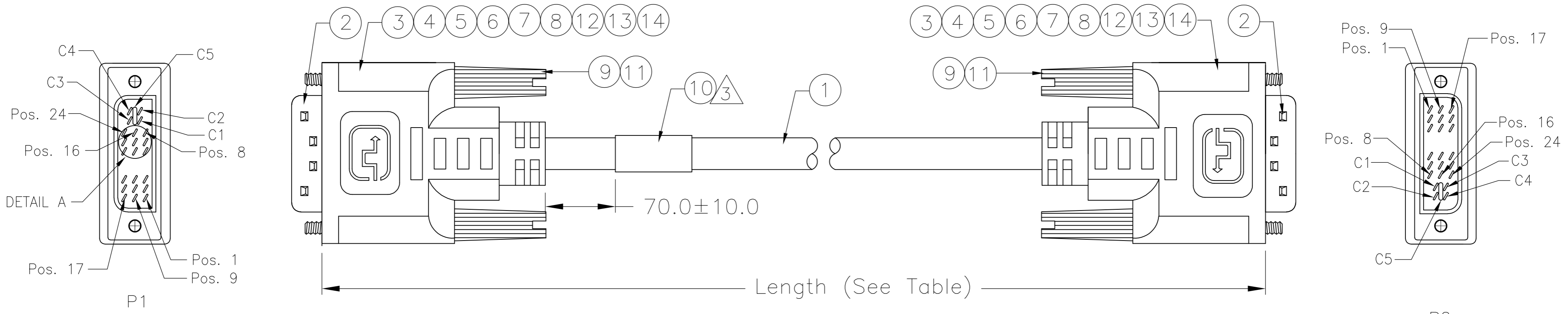
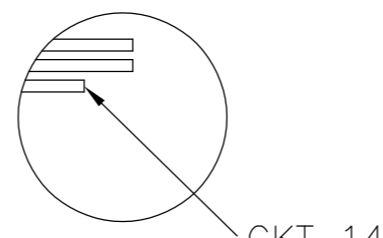


THIS DRAWING IS UNPUBLISHED. RELEASED FOR PUBLICATION
 © COPYRIGHT - By - ALL RIGHTS RESERVED.

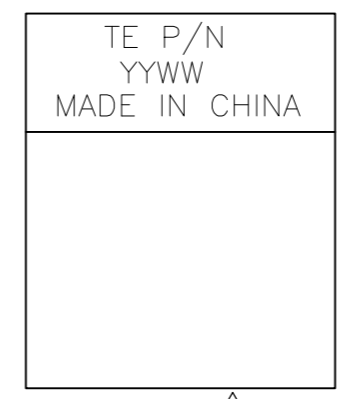
LOC	DIST	REVISIONS					
GP	00	P	LTR	DESCRIPTION	DATE	DWN	APVD
		J		REVISED PER ECO-12-021512	08Dec2012	H.M	K.D



BACK SIDE



SIDE VIEW OF DETAIL A

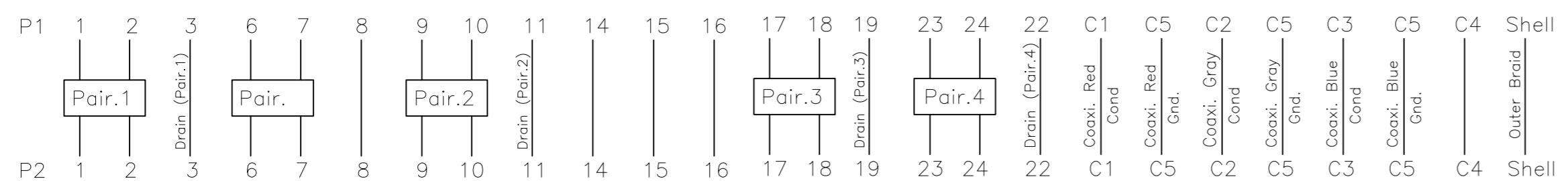


LABEL 3

3000±80		1653929-3
2000±60		1653929-2
1000±30		1653929-1
LENGTH(L)	CUSTOMER P/N	TE P/N

AR	AR	AR	MR	UL TAPE BLK (9mm)	14
AR	AR	AR	MR	Heat Shrink Tubing, OD: 1.5mm, Color: Black.	13
AR	AR	AR	MR	Heat Shrink Tubing, OD: 0.7mm, Color: Black.	12
AR	AR	AR	KG	PVC, Shore A 95±3, Color: White (WH01).	11
3	1	1	PC	Label, Size: 25.0*50.0, White: 25.0*13.0.	10
4	4	4	PC	DVI #4-40 3*45mm Thumbscrew.	9
AR	AR	AR	MR	Copper Foil, W:8mm.	8
AR	AR	AR	KG	PVC, Shore A 90±3, Color: White (WH01).	7
AR	AR	AR	MR	Heat Shrink Tubing, OD: 18.0mm, Color: Black.	6
AR	AR	AR	MR	Heat Shrink Tubing, OD: 2.5mm, Color: Black.	5
AR	AR	AR	MR	Heat Shrink Tubing, OD: 1.0mm, Color: Black.	4
2	2	2	PC	Metal Can For DVI Connector.	3
2	2	2	PC	DVI-I Connector, Gold 30U"Plated	2
AR	AR	AR	M1	UL20276 [30AWG*3Coax.+(28AWG*1P+Drain+Al/Mylar)*4+28AWG*1P+28AWG*6C]+Al/Mylar+Braid, Black(BK01)	1
-3	-2	-1	U/M	DESCRIPTION	ITEM

PIN ASSIGNMENT :



NOTES :

- CABLE SHALL BE TESTED WITH AUTOMATED TEST EQUIPMENT FOR THE FOLLOWING:
 - CONNECTION RESISTANCE SHALL NOT EXCEED 1.8 OHMS.
 - INSULATION RESISTANCE 100M OHMS, MIN.
 - HIPOT-300 VOLTS AT 0.01 SEC.
- CABLE ASSEMBLY MUST PASS DVI 1.0 SPECIFICATION.
- CABLE LABEL TO BE APPLIED AS SHOWN.
- 100% DISPLAY-SCREEN FUNCTIONAL TESTING.
- PRODUCT AND PROCESSING MUST MEET REQUIRMENTS OF TEC-138-702.

THIS DRAWING IS A CONTROLLED DOCUMENT.

DWN	JURRY LIU	22JAN03	 TE Connectivity	DVI-I TO DVI-I CABLE ASSEMBLY						
CHK	MONTGOMERY, JOHN D	15JUN04								
APVD	MONTGOMERY, JOHN D	15JUN04								
PRODUCT SPEC										
MATERIAL			SIZE	A2	CAGE CODE	00779	DRAWING NO	C=1653929	RESTRICTED TO	
			WEIGHT		SCALE	N.T.S	SHEET	1 OF 1	REV	J