

NetKey™ Cabling System



PANDUIT™

building a smarter,
unified business foundation
Connect. Manage. Automate.

NetKey™ Cabling System

The NetKey™ Copper and Fibre Cabling System provides a complete, standards compliant cabling infrastructure solution for voice, data and video applications. NetKey™ Modules feature the universal “keystone” design and are compatible with a wide assortment of modular patch panels, faceplates and surface mount boxes. When teamed with complementary Panduit products, the NetKey™ solutions cover all your needs from the telecommunication room to the work area with the proven innovation and quality you depend on from Panduit.



NetKey™ Copper and Fibre Cable

Page 4



NetKey™ Modules

Pages 5, 7 and 15



NetKey™ Patch Panels

Page 10





NetKey™ Copper and Fibre Patch Cords

Pages 5, 8 and 9



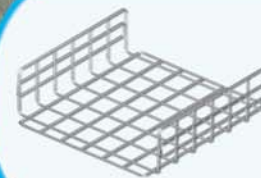
NetKey™ Faceplates and Surface Mount Boxes

Pages 11 – 14



Media Distribution System

Pages 16 – 20



GridRunner™ Underfloor Cable Routing System

Page 21



Racks and Cable Management

Page 22



Identification and Labelling Systems

Page 23

NETKEY™ Copper Cable

- Meets ISO/IEC Category 6/Class E and Category 5e/Class D performance requirements
- Descending length cable markings enable easy identification of remaining cable
- Third party verified
- 305m (1,000 ft.) in an easy-pay-out box



NUC6C04BU-CE



NUC5C04BU-CE

Part Number	Description
NetKey™ Category 6 UTP Copper Cable	
NUL6C04BU-CE^^	Category 6, low smoke zero halogen (LSZH), 4-pair, UTP, blue copper cable.
NUC6C04BU-CE^	Category 6, PVC (CM), 4-pair, UTP, blue copper cable.
NetKey™ Category 5e UTP Copper Cable	
NUL5C04BU-CE^^	Category 5e, low smoke zero halogen (LSZH), 4-pair, UTP, blue copper cable.
NUC5C04BU-CE^	Category 5e, PVC (CM), 4-pair, UTP, blue copper cable.

^For standard colours replace colour suffix BU (Blue) with IG (International Grey).

^^ For standard colours replace colour suffix BU (Blue) with WH (White) or VL (Violet).

Fibre Optic Distribution Cable

- Used in intrabuilding backbone, building backbone, and horizontal installations for low smoke zero halogen (LSZH), and general-purpose environments
- Used in intrabuilding backbone, building backbone, and horizontal installations for riser (OFNR), and general-purpose environments
- Singlemode (OS1) and multimode (OM1, OM2, OM2+ 10Gig™ 150, and OM3 10Gig™ 300 850nm laser optimised) fibre available
- Sheath markings provide positive identification, quality, traceability and length verification
- Cable design and flexible buffer tubes allow for quick breakout and ease of routing
- 900µm standards-based colour-coded buffer coating protects fibres during handling and allows for easy identification and stripping
- Opti-Core™ 10Gig™ Cable is designed to support network transmission speeds up to 10 Gb/s for link lengths up to 300 metres with an 850nm source per IEEE 802.3ae 10 GbE Standard; backward compatible for use with all 50/125µm system requirements
- 10Gig™ Fibre Optic Indoor/Outdoor Cable includes 10Gig™ 300 OM3 Cable for 300 metre reach requirements and also 10Gig™ 150 OM2+ Cable for 150 metre reach requirements



Fibre Optic LSZH Distribution Cable

Part Number	Description
FPDL908	8-fibre 9/125µm (OS1) singlemode low smoke zero halogen rated distribution cable.
FPDL912	12-fibre 9/125µm (OS1) singlemode low smoke zero halogen rated distribution cable.
FPDL608	8-fibre 62.5/125µm (OM1) multimode low smoke zero halogen rated distribution cable.
FPDL612	12-fibre 62.5/125µm (OM1) multimode low smoke zero halogen rated distribution cable.
FPDL508	8-fibre 50/125µm (OM2) multimode low smoke zero halogen rated distribution cable.
FPDL512	12-fibre 50/125µm (OM2) multimode low smoke zero halogen rated distribution cable.
FQDLX08	8-fibre 10Gig™ 50/125µm (OM3) multimode low smoke zero halogen rated distribution cable.
FQDLX12	12-fibre 10Gig™ 50/125µm (OM3) multimode low smoke zero halogen rated distribution cable.

These products are available for sale in the EMEA region only. Lengths and availability: Opti-Core™ Fibre Optic Distribution Cable is available in 10 metre increments greater than 1000 metres. Other custom length options are available that include jacket colours, hybrid constructions (multiple fibre types within a single cable), flame ratings, subunit counts, amoring, indoor/outdoor designs, premium optical performance grades and ribbonised constructions. Contact Customer Service (+44 20 8601 7200) for available configurations and lead times.

NetKey™ Copper Category 6, 5e and 3 Jack Modules

- Meet all industry performance standards for Category 6, 5e and 3
- Punchdown jack modules are 100% performance tested and individually serialized for future traceability
- Snap in and out of keystone openings for easy moves, adds and changes
- Universal label includes T568A and T568B wiring schemes



NK688MIW
NKP5E88MIW



NK688MIW-Q
NKP5E88MIW-Q



NK5E88MIWY



NK5E88MIW-Q



NK388MIWY



NK366UMIWY



NK366MIWY

Part Number	Description	Colour
NetKey™ Category 6 UTP Jack Modules*		
NK688MIW	Category 6, 8-position, 8-wire, keystone punchdown jack module.	Off White
NK688MIW-Q	Convenience pack of 25, Category 6, 8-position, 8-wire, keystone punchdown jack modules.	Off White
NetKey™ Category 5e UTP Jack Modules*		
NKP5E88MIW	Category 5e, 8-position, 8-wire, keystone punchdown jack module.	Off White
NKP5E88MIW-Q	Convenience pack of 25, Category 5e, 8-position, 8-wire, keystone punchdown jack modules.	Off White
NK5E88MIW	Category 5e, 8-position, 8-wire, keystone leadframe jack module.	Off White
NK5E88MIW-Q	Convenience pack of 25, Category 5e, 8-position, 8-wire, keystone leadframe jack modules.	Off White
NetKey™ Category 3 UTP Jack Modules**		
NK388MIWY	Category 3, 8-position, 8-wire, keystone leadframe jack module.	Off White
NK366UMIWY	Category 3, 6-position, 6-wire, keystone leadframe jack module. Termination cap colour-coded to USOC wiring scheme.	Off White
NK366MIWY	Category 3, 6-position, 6-wire, keystone leadframe jack module.	Off White

*For standard colours replace colour suffix with AW (Arctic White), IW (Off White), EI (Electric Ivory), IG (International Grey), WH (White), BL (Black), BU (Blue), RD (Red), YL (Yellow), GR (Green), OR (Orange) or VL (Violet).

To order convenience package of 25 jack modules, add -Q to end of part number.

** For standard colours replace colour suffix with IW (Off White), EI (Electric Ivory), IG (International Grey), WH (White) or BL (Black).

Termination tools found on page 13.

NetKey™ Copper UTP Patch Cords

- Meet all industry performance standards for Category 6 and 5e
- 100% performance tested
- Available in a variety of colours and lengths for design flexibility



NK6PC^*Y



NK5EPC^*Y

Part Number	Description
Category 6	
NK6PC^*M*Y	Category 6, UTP patch cord with modular plugs on each end.
Category 5e	
NK5EPC^*M*Y	Category 5e, UTP patch cord with modular plugs on each end.

^Available in 1, 2, 3, 4, 5 metre lengths.

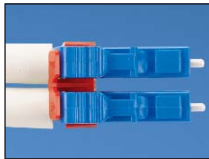
*For standard colours other than Off White, add suffix BU (Blue), RD (Red), YL (Yellow) or GR (Green) before Y in the part number. For example, the part number of a blue, Category 6, 5-metre patch cord is NK6PC5MBUY.

NetKey™ Fibre Optic Connectors

- Meets TIA/EIA-568-C.3 requirements
- Insertion loss: 0.1dB typical (multimode), 0.2dB typical (singlemode)
- Return loss: >20dB (multimode), >40dB (singlemode)
- Each duplex plug includes housing, insert, two ferrule assemblies, two crimp sleeves, one boot for 3mm jacketed cable and two dust caps



NKFLCSMWH



NKFLCCLIP-L



NKFSCMBL



NKFSCMPC5BL



NKFSCCLIP-L



NKFSTMABL^^



NKFSTMPC6EI

Part Number	Description
LC Connectors – Pot and Polish Termination	
NKFLCSMWH	LC 62.5/125µm multimode simplex connector. EI (Electric Ivory) body, WH (White) boot.
NKFLCSMBL	LC 50/125µm multimode simplex connector. EI (Electric Ivory) body, BL (Black) boot.
NKFLCSMAQ	LC 50/125µm OM3/OM4 multimode simplex connector. EI (Electric Ivory) body, AQ (Aqua) boot.
NKFLCSSWH	LC singlemode simplex connector. BU (Blue) body, WH (White) boot.
NKFLCCLIP-L	LC duplex clip, (Rd) Red.
SC Connectors – Pot and Polish Termination	
NKFSCMWH	SC 62.5/125µm multimode simplex connector. EI (Electric Ivory) body, WH (White) boot.
NKFSCMBL	SC 50/125µm multimode simplex connector. EI (Electric Ivory) body, BL (Black) boot.
NKFSCMAQ	SC 50/125µm OM3/OM4 multimode simplex connector. EI (Electric Ivory) body, AQ (Aqua) boot.
NKFSCSWH	SC singlemode simplex connector. BU (Blue) body, WH (White) boot.
NKFSCCLIP-L	SC Duplex Clip, (Rd) Red.
SC Connectors – Pre-Polished Cam Termination	
NKFSCMPC6EI	SC OptiCam™ Composite Ferrule 62.5/125µm multimode simplex connector, Electric Ivory.
NKFSCMPC5BL	SC OptiCam™ Composite Ferrule 50/125µm multimode simplex connector, Black.
ST Connectors – Pot and Polish Termination	
NKFSTMABL^^	ST multimode connector with Black boot (62.5/125µm or 50/125µm).
NKFSTSABU	ST singlemode connector with Blue boot.
ST Connectors – Pre-polish Cam Termination	
NKFSTMPC6EI	ST OptiCam™ Composite Ferrule 62.5/125µm multimode simplex connector, Electric Ivory.
NKFSTMPC5BL	ST OptiCam™ Composite Ferrule 50/125µm multimode simplex connector, Black.

^^NKFSTMABL also available with red boot, replace BL (Black) in part number with RD (Red).

NetKey™ Fibre Enclosures

- Factory configured with 6 or 12 duplex LC or SC adapters for fast and easy cabling and installation
- Slide-out drawer slides forward a full 300mm for service access to all fibre terminations, connections and/or splices
- Supports both field termination via pot-and-polish using Panduit™ NetKey™ Connectors, or fusion splicing with appropriate slack storage and cable management provisions
- Simple two-piece, all-metal body construction for easy and economical installation with no loose components to misplace; improved protection over plastic fibre drawers



NKFD1W12EIDLC

Part Number	Description
OM1 Duplex Adapters	
NKFD1W12EIDSC*	Pre-loaded fibre drawer with 12 SC duplex adapters for 62.5/125µm (OM1) multimode fibre.
NKFD1W24EIDLC**	Pre-loaded fibre drawer with 24 LC duplex adapters for 62.5/125µm (OM1) multimode fibre.
OM2 Duplex Adapters	
NKFD1W12BLDSC*	Pre-loaded fibre drawer with 12 SC duplex adapters for 50/125µm (OM2) multimode fibre.
NKFD1W24BLDLC**	Pre-loaded fibre drawer with 24 LC duplex adapters for 50/125µm (OM2) multimode fibre.
OM3/OM4 Duplex Adapters	
NKFD1W12AQDSC*	Pre-loaded fibre drawer with 12 SC duplex adapters for 50/125µm (OM3/OM4) multimode fibre.
NKFD1W24AQDLC**	Pre-loaded fibre drawer with 24 LC duplex adapters for 50/125µm (OM3/OM4) multimode fibre.
OS1/OS2 Duplex Adapters	
NKFD1W12BUDSCZ*	Pre-loaded fibre drawer with 12 SC duplex adapters for 9/125µm (OS1/OS2) multimode fibre.
NKFD1W24BUDLCZ**	Pre-loaded fibre drawer with 24 LC duplex adapters for 9/125µm (OS1/OS2) multimode fibre.


*For 6 adapters per enclosure, replace 12 in part number with 6.

**For 12 adapters per enclosure, replace 24 in part number with 12.

NetKey™ Fibre Optic Adapters



NKDLCMIW



NKSCMZIW



NKSTMIW




NKMJMIW

Part Number	Description	Colour
LC Adapters		
NKDLCMIW	Keystone module supplied with one LC Sr./Jr. SFF multimode duplex adapter with phosphor bronze split sleeves.	Off White
NKDLCMZIW	Keystone module supplied with one LC Sr./Jr. SFF singlemode duplex adapter with zirconia ceramic split sleeves.	Off White
SC Adapters		
NKSCMIW	Keystone module supplied with one SC multimode simplex adapter with phosphor bronze split sleeve.	Off White
NKSCMZIW	Keystone module supplied with one SC singlemode simplex adapter with zirconia ceramic split sleeve.	Off White
ST Adapters		
NKSTMIW	Keystone module supplied with one ST multimode simplex adapter with phosphor bronze split sleeve.	Off White
MT-RJ Adapter		
NKMJMIW	MT-RJ multimode duplex keystone adapter module.	Off White

For standard colours other than IW (Off White), replace suffix with BL (Black), EI (Electric Ivory), IG (International Grey) or WH (White).

NetKey™ Fibre Optic Patch Cords and Pigtails

- Compliant with TIA/EIA 568-C.3-1 and ISO/IEC 11801, IEC-61754-7 (international) and TIA-604-5 (FOCIS-5)
- Patch cords and pigtails include OM3 fibre or OM1, OM2, or OS1 fibre in 900µm tight-buffered fibre, 1.6mm or 3.0mm duplex zipcord jacketed cable or 1.8mm duplex zipcord jacketed cable
- 100% performance tested assures that patch cords and pigtails are standard compliant
- Q.C. identification label quality control reference provides lifetime traceability of test data




ST to ST Patch Cord



SC to SC Patch Cord



LC to LC Patch Cord




SC to LC Patch Cord

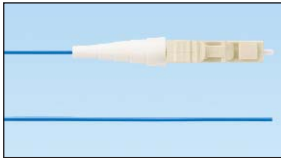
Part Number*	Description
ST to ST Patch Cords	
NKF6GL022-2M01	ST to ST patch cord, OM1, LSZH, duplex (3 mm jacket).
NKF5GL022-2M01	ST to ST patch cord, OM2, LSZH, duplex (3 mm jacket).
NKFXGL022-2M01	ST to ST patch cord, OM3, LSZH, duplex (3 mm jacket).
NKF9GL022-2M01	ST to ST patch cord, singlemode, LSZH, duplex (3 mm jacket).
SC to SC Patch Cords	
NKF6GL02S-SM01	SC to SC patch cord, OM1, LSZH, duplex (3 mm jacket).
NKF5GL02S-SM01	SC to SC patch cord, OM2, LSZH, duplex (3 mm jacket).
NKFXGL02S-SM01	SC to SC patch cord, OM3, LSZH, duplex (3 mm jacket).
NKF9GL02S-SM01	SC to SC patch cord, singlemode, LSZH, duplex (3 mm jacket).
LC to LC Patch Cords	
NKF6EL02L-LM01	LC to LC patch cord, OM1, LSZH, duplex (1.6 mm jacket).
NKF5EL02L-LM01	LC to LC patch cord, OM2, LSZH, duplex (1.6 mm jacket).
NKFXEL02L-LM01	LC to LC patch cord, OM3, LSZH, duplex (1.6 mm jacket).
NKF9EL02L-LM01	LC to LC patch cord, singlemode, LSZH, duplex (1.6 mm jacket).
SC to LC Patch Cords	
NKF6EL02S-LM01	SC to LC patch cord, OM1, LSZH, duplex (1.6 mm jacket).
NKF5EL02S-LM01	SC to LC patch cord, OM2, LSZH, duplex (1.6 mm jacket).
NKFXEL02S-LM01	SC to LC patch cord, OM3, LSZH, duplex (1.6 mm jacket).
NKF9EL02S-LM01	SC to LC patch cord, singlemode, LSZH, duplex (1.6 mm jacket).
ST to SC Patch Cords	
NKF6GL022-SM01	ST to SC patch cord, OM1, LSZH, duplex (3 mm jacket).
NKF5GL022-SM01	ST to SC patch cord, OM2, LSZH, duplex (3 mm jacket).
NKFXGL022-SM01	ST to SC patch cord, OM3, LSZH, duplex (3 mm jacket).
NKF9GL022-SM01	ST to SC patch cord, singlemode, LSZH, duplex (3 mm jacket).

*For standard metre lengths other than 1 metre (2, 3, 5 or 10), change the length designation in the part number to the desired length. For example, the part number for a 2 metre, ST to ST, OM1, LSZH, duplex patch cord is NKF6GL022-2M02.


NetKey™ Fibre Optic Patch Cords and Pigtails (continued)




MT-RJ to MT-RJ Patch Cord



LC to Pigtail



SC to Pigtail



ST to Pigtail

Part Number*	Description
--------------	-------------

MT-RJ to MT-RJ Patch Cords

NKF6FL02F-FM01	MT-RJ to MT-RJ patch cord, OM1, LSZH, duplex (1.8 mm jacket).
NKF5FL02F-FM01	MT-RJ to MT-RJ patch cord, OM2, LSZH, duplex (1.8 mm jacket).
NKFXFL02F-FM01	MT-RJ to MT-RJ patch cord, OM3, LSZH, duplex (1.8 mm jacket).

LC to MT-RJ Patch Cords

NKF6FL02L-FM01	LC to MT-RJ patch cord, OM1, LSZH, duplex (1.8 mm jacket).
NKF5FL02L-FM01	LC to MT-RJ patch cord, OM2, LSZH, duplex (1.8 mm jacket).
NKFXFL02L-FM01	LC to MT-RJ patch cord, OM3, LSZH, duplex (1.8 mm jacket).

ST to MT-RJ Patch Cords

NKF6FL022-FM01	ST to MT-RJ patch cord, OM1, LSZH, duplex (1.8 mm jacket).
NKF5FL022-FM01	ST to MT-RJ patch cord, OM2, LSZH, duplex (1.8 mm jacket).
NKFXFL022-FM01	ST to MT-RJ patch cord, OM3, LSZH, duplex (1.8 mm jacket).

SC to MT-RJ Patch Cords

NKF6FL02S-FM01	SC to MT-RJ patch cord, OM1, LSZH, duplex (1.8 mm jacket).
NKF5FL02S-FM01	SC to MT-RJ patch cord, OM2, LSZH, duplex (1.8 mm jacket).
NKFXFL02S-FM01	SC to MT-RJ patch cord, OM3, LSZH, duplex (1.8 mm jacket).

LC Pigtails

NKF6BN011-NM01	LC to Pigtail, OM1, simplex, 900um buffered fibre.
NKF5BN011-NM01	LC to Pigtail, OM2, simplex, 900um buffered fibre.
NKFXBN011-NM01	LC to Pigtail, OM3, simplex, 900um buffered fibre.
NKF9BN011-NM01	LC to Pigtail, singlemode, simplex, 900um buffered fibre.

SC Pigtails

NKF6BN013-NM01	SC to Pigtail, OM1, simplex, 900um buffered fibre.
NKF5BN013-NM01	SC to Pigtail, OM2, simplex, 900um buffered fibre.
NKFXBN013-NM01	SC to Pigtail, OM3, simplex, 900um buffered fibre.
NKF9BN013-NM01	SC to Pigtail, singlemode, simplex, 900um buffered fibre.


ST Pigtails

NKF6BN012-NM01	ST to Pigtail, OM1, simplex, 900um buffered fibre.
NKF5BN012-NM01	ST to Pigtail, OM2, simplex, 900um buffered fibre.
NKFXBN012-NM01	ST to Pigtail, OM3, simplex, 900um buffered fibre.
NKF9BN012-NM01	ST to Pigtail, singlemode, simplex, 900um buffered fibre.

*For standard metre lengths other than 1 metre (2, 3, 5 or 10), change the length designation in the part number to the desired length. For example, the part number for a 2 metre, ST to ST, OM1, LSZH, duplex patch cord is NKF6GL022-2M02.

NetKey™ Patch Panels

- Mount to standard TIA/EIA 19" racks
- Punchdown patch panels meet all industry performance standards for Category 6 and 5e
- Modular patch panels accept all NetKey™ Modules
- Optional angled versions available for high density installations
- Strain relief bars assist in cable management and bend radius control
- Filler panels reserve space for future use and direct airflow




NK6PPG12WY
NK5EPPG12WY



NK6PPG24Y
NK5EPPG24Y



NK6PPG48Y
NK5EPPG48Y



NKFP12W



NKFP24Y



NKFP48Y



NKPPA24FMY



NKPPA48FMY




NKMP24Y



NKMP48Y



WB89D



SRB19BLY



SRBM19BLY



TLBP1R-V



TLBP2R-V



CPAF2BLY

Part Number	Description
-------------	-------------

Punchdown Patch Panels*

Category 6

NK6PPG12WY	Category 6, 12-port punchdown patch panel. Mounts to wall with standard 89D bracket (WB89D).
NK6PPG24Y	Category 6, 24-port punchdown patch panel, 1 RU.
NK6PPG48Y	Category 6, 48-port punchdown patch panel, 2 RU.

Category 5e

NK5EPPG12WY	Category 5e, 12-port punchdown patch panel. Mounts to wall with standard 89D bracket (WB89D).
NK5EPPG24Y	Category 5e, 24-port punchdown patch panel, 1 RU.
NK5EPPG48Y	Category 5e, 48-port punchdown patch panel, 2 RU.

*Punchdown patch panels are colour-coded for T568A and T568B wiring schemes. Punchdown tools found on page 13.

Modular Patch Panels

NKFP12W	12-port modular patch panel. Mounts to wall with standard 89D bracket (WB89D).
NKFP24Y	24-port modular patch panel, 1 RU.
NKFP48Y	48-port modular patch panel, 2 RU.
NKFP24KSRBSY	24-port modular patch panel with strain relief bar, 1 RU.
NKFP48KSRBSY	48-port modular patch panel with strain relief bar, 2 RU.

Flush Mount Patch Panels

NKPPA24FMY	24-port flush mount angled modular patch panel, 1 RU.
NKPPA48FMY	48-port flush mount angled modular patch panel, 2 RU.
NKPP24FMY	24-port flush mount modular patch panel, 1 RU.
NKPP48FMY	48-port flush mount modular patch panel, 2 RU.

All Metal Patch Panels

NKMP24Y	24-port all metal modular patch panel, 1 RU.
NKMP48Y	48-port all metal modular patch panel, 2 RU.

Wall Mount Bracket

WB89D	Wall mount bracket. Ideal for use with 12-port punchdown or modular patch panels.
-------	-----------------------------------------------------------------------------------

Strain Relief Bars

SRB19BLY	Strain relief bar extends 50mm from standard 19" rack for additional cable support.
SRBM19BLY	Strain relief bar and Tak-Ty™ Hook & Loop Cable Ties for additional cable support.
SRBS19BL-XY	Straight strain relief bar.

Filler Panels

TLBP1S-V	1 RU tool-less filler panel, 9.52mm (3/8 in.) square holes.
TLBP1R-V	1 RU tool-less filler panel, M5 (#10) or M6 (#12) round tapped holes.
TLBP2S-V	2 RU tool-less filler panel, 9.52mm (3/8 in.) square holes.
TLBP2R-V	2 RU tool-less filler panel, M5 (#10) or M6 (#12) round tapped holes.
CPAF1BLY	1 RU angled filler panel.
CPAF2BLY	2 RU angled filler panel.

NetKey™ Faceplates

- Accept all NetKey™ Modules
- Available in a variety of port densities



NK6CSAW-X



NKFPLUKF2SAW



NKFPLUKF4SAW



NK2HSFAWY



NK4HSFAWY

- Optional labels for easy port identification

Part Number	Description	Colour
UK		
NK6CSAW-X	Single gang, 25.4mm x 32mm, shuttered adapter. Compatible with LJU6C frame. Accepts one NetKey™ Module.	Arctic White
NKFPLUKF2SAW	Single gang, 86mm x 86mm, shuttered faceplate with label and icon slots. Accepts two NetKey™ Modules. Includes two M3.5-0.5 x 30mm panhead mounting screws.	Arctic White
NKFPLUKF4SAW	Single gang, 86mm x 86mm, shuttered faceplate with label and icon slots. Accepts four NetKey™ Modules. Includes two M3.5-0.5 x 30mm panhead mounting screws.	Arctic White
Italian		
NK2HSFAWY	Single gang, horizontal, sloped faceplate with labels. Accepts two NetKey™ Modules.	Arctic White
NK4HSFAWY	Single gang, horizontal, sloped faceplate with labels. Accepts four NetKey™ Modules.	Arctic White

NetKey™ Faceplate Kits



NKUKS2AW



NKUKS4AW-2G



NKUKS2SAW



NKUKS4SAW-2G

Part Number	Description	Colour
UK		
NKUKS2AW	Single gang, sloped faceplate kit with labels. Kit includes one 86 x 86mm faceplate frame and sloped insert. Accepts two NetKey™ Modules.	Arctic White
NKUKS4AW-2G	Double gang, sloped faceplate kit with labels. Kit includes one 146mm x 86mm faceplate frame and two sloped inserts. Accepts four NetKey™ Modules.	Arctic White
NKUKS2SAW	Single gang, sloped, shuttered faceplate kit with labels. Kit includes one 86mm x 86mm faceplate frame and one sloped, shuttered insert. Accepts two NetKey™ Modules.	Arctic White
NKUKS4SAW-2G	Double gang, sloped, shuttered faceplate kit with labels. Kit includes one 146mm x 86mm faceplate frame and two sloped, shuttered inserts. Accepts four NetKey™ Modules.	Arctic White

NetKey™ Faceplate Kits (Continued)



NKFS2AW



NKFS2SAW



NKAGS2AW



NKAGS2SAW



NKDS2EW



NKDS2SEW



NKLK66S2EW



NKLK66S2SEW



NKFD66S2SEW



NKLKCLS2EW



NKLKCLS2SEW

Part Number	Description	Colour
French, Spanish, Belgian and Portuguese		
NKFS2AW	Single gang, sloped faceplate kit. Kit includes one 45mm x 45mm faceplate frame and one sloped insert. Accepts two NetKey™ Modules.	Arctic White
NKFS2SAW	Single gang, sloped, shuttered faceplate kit. Kit includes one 45mm x 45mm faceplate frame and one sloped, shuttered insert. Accepts two NetKey™ Modules.	Arctic White
German		
NKAGS2AW	Single gang, sloped faceplate kit with labels. Kit includes one 50mm x 50mm faceplate frame and one sloped insert. Accepts two NetKey™ Modules.	Arctic White
NKAGS2SAW	Single gang sloped, shuttered faceplate kit with labels. Kit includes one 50mm x 50mm faceplate frame and one sloped, shuttered insert. Accepts two NetKey™ Modules.	Arctic White
Danish		
NKDS2EW	Single gang, sloped, faceplate kit with labels. Kit includes one 71.1mm x 50.4mm faceplate frame and one sloped insert. Accepts two NetKey™ Modules.	European White
NKDS2SEW	Single gang, sloped, shuttered faceplate kit with labels. Kit includes one 71.1mm x 50.4mm faceplate frame and one sloped insert. Accepts two NetKey™ Modules.	European White
NKLK66S2EW	Single gang, sloped, faceplate kit. Compatible with LK Opus 66* frame. Kit includes one 58.8mm x 58.8mm faceplate frame and one sloped insert. Accepts two NetKey™ Modules.	European White
NKFD66S2SEW	Single gang, sloped, shuttered faceplate kit. Compatible with LK Opus 66* frame. Kit includes one 58.8mm x 58.8mm faceplate frame and one sloped, shuttered insert. Ideal for in-wall and surface mount box installations. Accepts two NetKey™ Modules.	European White
NKLK66S2SEW	Single gang, sloped, shuttered faceplate kit. Compatible with LK Opus 66* frame. Kit includes one 58.8mm x 58.8mm faceplate frame and sloped, shuttered insert. Accepts two NetKey™ Modules.	European White
NKLKCLS2EW	Single gang, sloped, faceplate kit with labels. Compatible with LK Clic'line* frame. Kit includes one 71.3mm x 45mm faceplate frame and one sloped insert. Accepts two NetKey™ Modules.	European White
NKLKCLS2SEW	Single gang, sloped, shuttered, faceplate kit with labels. Compatible with LK Clic'line* frame. Kit includes one 71.3mm x 45mm faceplate frame and one sloped, shuttered insert. Accepts two NetKey™ Modules.	European White

*Opus 66 and Clic'line are trademarks of Lauritz Knudsen.

NetKey™ Inserts, Frames and Adapter



NKHS2AW-X



NKHS2SAW-X



CBUKAWY




CBUKAW-2GY



CBAGAW



FCFPAW



CBFAW

Part Number	Description	Colour
Inserts		
NKHS2AW-X	1/2 size, sloped modular insert. Accepts two NetKey™ Modules.	Arctic White
NKHS2SAW-X	1/2 size, sloped, shuttered modular insert. Accepts two NetKey™ Modules.	Arctic White
Frames		
CBUKAWY	86mm x 86mm, single gang faceplate frame with label. Accepts one 1/2 size module insert.	Arctic White
CBUKAW-2GY	86mm x 146mm, double gang faceplate frame with labels. Accepts two 1/2 size module inserts.	Arctic White
CBAGAW	50mm x 50mm, single gang faceplate frame with labels. Accepts one 1/2 size module insert.	Arctic White
FCFPAW	80mm x 80mm, faceplate frame accepts all 50mm x 50mm adapters.	Arctic White
Adapter		
CBFAW	45mm x 45mm adapter, accepts one 1/2 size module insert.	Arctic White

NetKey™ Modular Furniture Faceplate



NK4MFIW

Part Number	Description	Colour
NK4MFIW	Snap-on modular furniture faceplate. Compatible with modular furniture panel cutout dimensions 34mm to 35.56mm – 67mm to 69mm. Accepts up to four NetKey™ Modules.	Off White

For standard colours other than Off White, replace IW in part number with AW (Arctic White), BL (Black), EI (Electric Ivory), WH (White) or IG (International Grey).

NetKey™ Surface Mount Boxes

- Accept all NetKey™ Modules
- Include mounting screws and adhesive tape
- Compatible with Panduit™ LD3, LD5, and LD10 Raceway



NK2BXIW-A



NK4BXIW-AY



NK6BXIW-AY



CBM-X

Part Number	Description	Colour
NK2BXIW-A	Surface mount box accepts two NetKey™ Modules.	Off White
NK4BXIW-AY	Surface mount box accepts four NetKey™ Modules.	Off White
NK6BXIW-AY	Surface mount box accepts six NetKey™ Modules.	Off White
CBM-X	Optional magnet for mounting on metal surfaces. Compatible with NK2BXIW-A and NK4BXIW-AY.	—

For surface mount box standard colours other than IW (Off White), replace suffix with AW (Arctic White), EI (Electric Ivory), IG (International Grey) or WH (White).

Termination Tools



PDT110



NKSPB



CJT



JR-PAN-2



FIELDKIT

Part Number	Description
Pan-Punch™ Termination Tool	
PDT110	Single pair punchdown tool and blade terminates and cuts UTP cable in one operation. Ideal for use with Pan-Punch™ Punchdown System.
PDTH110	Replacement blade for single pair punchdown tool (PDT110).
NetKey™ Jack Module Termination Tools	
JR-PAN-2*	Fluke** JackRapid Termination Tool for Category 6 and Category 5e NetKey™ Punchdown Modules.
CJT-X	Termination tool for Category 3 NetKey™ Leadframe Jack Modules.
Punchdown Base	
NKSPB	Base used to assist in terminating punchdown modules.
Fibre Termination Kit	
FIELDKIT	Tools, consumables, installation instructions and stripping templates necessary for termination of all Panduit field polish connectors.

*Fluke JackRapid Termination Tool available through distribution. Visit www.fluke.com to locate a local distributor. **Fluke is a registered trademark of Fluke Corporation.

NetKey™ Audio/Video Modules



NKFIW



NKBNCMIWY



NKRSMBIWY



NKRTMRIW



NKRPMRIW



NKSPMIW



NKSVCIW



NKBPBIWY



NK35MSSIW



NK35MSCIW



NKHDMIW



NKUSBAAIW



NKBMIW-X

Part Number	Description	Colour
F-Type Module		
NKFIW	Keystone module supplied with 75 ohm industry standard F-Type coax bulkhead coupler.	Off White
50 Ohm BNC Coax Module		
NKBNCMIWY	Keystone module supplied with 50 ohm industry standard coax bulkhead coupler.	Off White
RCA Modules		
NKRSM^IWY	Keystone module supplied with RCA solder type connector. Inserts available in multiple colours.	Off White
NKRTM^IW	Keystone module supplied with RCA pass-through connector. Inserts available in multiple colours.	Off White
NKRPM^IW	Keystone module supplied with RCA punchdown connector. Inserts available in multiple colours.	Off White
S-Video Modules		
NKSPMIW	Keystone module supplied with SVHS punchdown connector.	Off White
NKSVCIW	Keystone module supplied with S-Video pass-through connector.	Off White
5-Way Binding Post Module		
NKBP^IWY	Keystone module supplied with 5-way binding post.	Off White
3.5mm Stereo Connector		
NK35MSSIW	Keystone module supplied with 3.5mm (1/8") stereo solder type headset connector.	Off White
NK35MSCIW	Keystone module supplied with 3.5mm (1/8") stereo headset coupler.	Off White
HDMI Coupler		
NKHDMIW	Keystone module supplied with one HDMI 1.3 Type A female to female coupler module.	Off White
USB Coupler		
NKUSBAAIW	Keystone module supplied with one USB 2.0 female A to female A coupler module.	Off White
Blank Module		
NKBMIW-X	Blank keystone module reserves space for future use.	Off White

^To designate insert colour, replace ^ with R (Red), Y (Yellow) or W (White). RCA solder type module (NKRSM^IWY) also available with B (Black) insert.

^^To designate insert colour, replace ^^ with R (Red) or B (Black).

For standard colours other than IW (Off White), replace suffix with AW (Arctic White), EI (Electric Ivory), WH (White), IG (International Grey) or BL (Black). 5-Way Binding Post Module (NKBP^IWY) only available in EI (Electric Ivory) and WH (White).

Media Distribution System

The Panduit media distribution system offers an efficient and cost-effective means to distribute voice, video and data services within commercial and residential locations. High density solutions support a greater number of network services and applications allowing improved space utilisation while cost effectively implementing media components. A comprehensive set of modular components improve design flexibility, enable quick modifications and scalability for future growth from the building demarcation point to the end user's network outlet.

Open Mounting Grid Base

25mm grid pattern across entire enclosure base provides for vertical or horizontal placement of hubs and other components, allowing greater flexibility and maximum use of available space.



Modular Patch Panel

The media distribution NetKey™ Modular Patch Panel provides a front-accessible patch panel module that accepts all NetKey™ Voice, Video, Data and Audio Modules to provide communication to up to eight different locations.




Network Equipment Bracket


The media distribution equipment bracket secures third-party equipment, such as routers or switches to the media distribution system enclosure, providing flexibility and choice to meet individual needs.



Cable Management

Through the use of D-Hooks and the cable management kit, the Media Distribution System provides superior cable management within the enclosure to organise cables for easy access and to maximise enclosed space.





Phone Hub Test Ports/ Security Interface

Enables testing of the incoming phone lines from the building demarcation point and connections from the enclosure to the residence to ensure performance. Security interface includes a built-in switch that overrides the phone service for emergency notifications, ensuring safety and security of unit or residence when needed.



Stackability

Stackable hubs mount on top of one another to maximise use of enclosure space and offer easy expansion for additional drops.



Grounding and Bonding


Integrated grounding stud, along with optional grounding kit, provides means to properly ground the enclosure to the surrounding structure, protecting network equipment and maximizing uptime.



Shear forms built-in to the enclosure work with the cable management kit for appropriate cable management.


Media Distribution Enclosures

- Enclosures offer easy installation, flexibility for quick modifications and scalability for future growth needs
- Grid pattern in base provides mounting and flexibility for the hubs
- Cantilever mounting slots flex to accommodate misaligned studs
- Integrated drywall positioning slots
- Hinged door (optional) available with lock and key




MSB14E

MSB24E




MS14B

MS24B



MS14HD

MS24HD



Populated
Advanced Enclosure

Part Number	Description	Colour
Basic Enclosure Bases with Doors		
MSB14E	14" x 14" media distribution basic enclosure with screw down door. (362.0mm x 362.00mm x 101.6mm) 14.25"H x 14.25"W x 4.00"D.	White
MSB24E	14" x 24" media distribution basic enclosure with screw down door. (616.0mm x 362.00mm x 101.6mm) 24.25"H x 14.25"W x 4.00"D.	White
Advanced Enclosure Bases		
MS14B	14" x 14" media distribution enclosure base. (362.0mm x 362.00mm x 101.6mm) 14.25"H x 14.25"W x 4.00"D.	White
MS24B	14" x 24" media distribution enclosure base. (616.0mm x 362.00mm x 101.6mm) 24.25"H x 14.25"W x 4.00"D.	White
Hinged Doors for Advanced Enclosure Bases		
MS14HD	14" x 14" hinged door with lock and key. (401.6mm x 400.00mm x 22.1mm) 15.81"H x 15.75"W x .87"D.	White
MS24HD	14"x 24" hinged door with lock and key. (655.6mm x 400.00mm x 22.1mm) 25.81"H x 15.75"W x .87"D.	White
MS14BHD	14" x 14" Frameless hinged door with slam latch. (400mm x 400mm x 15.9mm) 15.75"H x 15.75"W x 0.63"D.	White
MS24BHD	14" x 24" Frameless hinged door with slam latch. (400mm x 654mm x 15.9mm) 15.75"H x 25.75"W x 0.63"D.	White

Base and door for advanced enclosures sold separately.

Media Distribution Voice (Phone) Hubs

- Split incoming phone lines up to eight locations to provide basic phone, fax and modem services
- Expansion hub (optional) available for an additional eight connections



MS8PD



MS8PE

Part Number	Description	Colour
MS8PD	Phone distribution hub with test ports and a security interface.	Black
MS8PE	Phone expansion hub.	Black

Media Distribution Patch Panel

- Front accessible
- Accept all NetKey™ Modules



NKM8PP

Part Number	Description	Colour
NKM8PP	8-port modular patch panel.	Black

Media Distribution Video Splitters

- Split incoming video/coax to distribute services
- Pre-mounted onto metal bracket for quick installation
- Snap directly into grid patterned enclosures for easy installation, moves, adds and changes



MS4S1G



MS8S1G



MS4S2G



MS8S2G

Part Number	Description
1 GHz Splitters	
MS4S1G	Media distribution 1 x 4 passive video splitter with 1 GHz performance to distribute high-quality RF signals to up to four outputs.
MS8S1G	Media distribution 1 x 8 passive video splitter with 1 GHz performance to distribute high-quality RF signals to up to eight outputs.
2 GHz Splitters	
MS4S2G	Media distribution 1 x 4 passive video splitter with 2 GHz performance to distribute high-quality RF signals to up to four outputs.
MS8S2G	Media distribution 1 x 8 passive video splitter with 2 GHz performance to distribute high-quality RF signals to up to eight outputs.

Media Distribution Data Hub

- Meets Category 5e performance standards
- Front side 110 punchdown termination
- Allows easy access to connections within the enclosure




MS5E6PP

Part Number	Description	Colour
MS5E6PP	Media distribution data hub for up to six different locations.	Black

Media Distribution Accessories

- Bracket accepts third party equipment for design flexibility
- Cable management kit assists in proper cable routing within the enclosure
- Grounding kit includes assists in properly grounding media distribution
- Cable management ring controls cable bend radius



MSEBRKT



MSCM-KIT



MSGRD-KIT



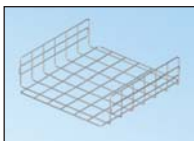
MSCMR

Part Number	Description
Media Distribution Kits	
MSEBRKT	Media distribution equipment bracket that allows a variety of third-party equipment to be securely mounted within an enclosure.
MSCM-KIT	Media distribution cable management kit that includes the necessary components to help manage cables.
MSGRD-KIT	Media distribution grounding kit that includes necessary components to help ground media distribution.
Media Distribution Cable Management Ring	
MSCMR	Media distribution cable management ring.

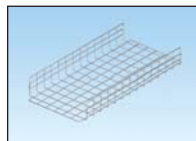
GridRunner™ Underfloor Cable Routing System

- Wire baskets used with pedestal brackets carry cables horizontally in underfloor installations and provide secure connection and electrical bond to raised floor pedestal; available in two depths 100mm and 150mm and two lengths 600mm and 1200mm
- Wire baskets feature all rounded edges; require no cutting or deburring of sharp edges
- Wire baskets, pedestal brackets and accessories are made of pre-galvanised steel wire
- Pre-assembled pedestal bracket supports wire baskets on all three sides of a single support bracket
- Accommodates 600mm x 600mm raised floor grids

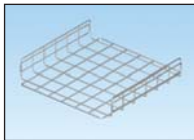
GridRunner™ Wire Baskets



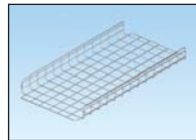
GR21X6X24PG



GR21X6X48PG




GR21X4X24PG



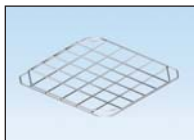
GR21X4X48PG



GRPBPG



GRCLAMPPG-X



GRFWC21PG



GRBRC6PG




GRBRC4PG



GPQC10-1/0

Part Number	Description
Wire Basket Sections	
GR21X6X24PG	530mm wide x 150mm deep x 600mm long section.
GR21X6X48PG	530mm wide x 150mm deep x 1200mm long section.
GR21X4X24PG	530mm wide x 100mm deep x 600mm long section.
GR21X4X48PG	530mm wide x 100mm deep x 1200mm long section.
Pedestal Bracket	
GRPBPG	Pre-assembled bracket quickly attaches to all 22.2mm square and 25.4mm diameter raised floor pedestals.
Pedestal Clamp	
GRCLAMPPG-X	Used in conjunction with pedestal bracket to fasten wire basket sections to the pedestal.
Universal Intersection	
GRFWC21PG	Mounts to pedestal bracket to create four way cross, horizontal tee, right angles and transitions to other size wire basket sections. Use 11.1mm nut driver to assemble.
Bend Radius Control Corners	
GRBRC6PG	Bend radius control corner for 150mm deep basket sections. Snaps into corners to provide 38mm bend radius control. Sheet metal construction.
GRBRC4PG	Bend radius control corner for 100mm deep basket sections. Snaps into corners to provide 38mm bend radius control. Sheet metal construction.
Access Floor Grounding Clamp	
GPQC10-1/0	Access floor grounding clamp accepts up to two conductors in sizes 16 -50mm ² , #6-1/0 AWG; 106.4mm depth, 85.9mm width, 81.0mm height; works with 22mm square and 25mm to 29mm round pedestals.


Cable Fills GridRunner™ Underfloor Cable Routing System



"X"	"Y"	Category 6 Diameter 6.35mm	Category 5e Diameter 4.75mm	Fibre Optic Distribution Cable Diameter 12.7mm
		50% Fill		
551.2mm	101.6mm	885	1580	221
551.2mm	152.4mm	1327	2372	332

Racks and Cable Management

- Cable management products and accessories maintain bend radius control and cable performance while bundling and securing cable to prevent snags and stress from over bending



R2P

WMPV45E

WMP1E




CMPH1

CMPH2




CMPHF1

SRM19FM1



SRM19FM2



RGS134-10-1Y

RGCBNJ660P22

Part Number	Description
R2P	19" EIA rack aluminium rack. 2134mm x 514mm x 76mm (84.0"H x 20.3"W x 3.0"D). 45 RU.
WMPV45E	NetRunner™ Front and Rear Vertical Cable Manager with dual hinged cover, wire retainers and side mount brackets. 45 RU.
WMPSE	PatchLink™ Front and Rear Horizontal Cable Manager with dual hinged cover. 1 RU.
WMP1E	PatchLink™ Front and Rear Horizontal Cable Manager with dual hinged cover. 2 RU.
CMPH1	OpenAccess™ Front and Rear Horizontal Cable Manager with optional snap on cover. 1 RU.
CMPH2	OpenAccess™ Front and Rear Horizontal Cable Manager with optional snap on cover. 2 RU.
CMPHF1	OpenAccess™ Front Only Horizontal Cable Manager with optional snap on cover. 1 RU.
SRM19FM1	Rack mount shelf, 13.6 kg capacity, 1 RU.
SRM19FM2	Rack mount shelf, 22.6 kg capacity, 2 RU.
RGS134-1Y	Rack grounding strip (1.9m length, 17mm width, 1.27mm thickness). Provided with 5cc of antioxidant, one grounding sticker, and three each M6 x 12mm and #12-24 x 1/2" thread-forming screws.
RGS134-10-1Y	10 rack grounding strips (1.9m length, 17mm width, 1.27mm thickness). Provided with 5cc of antioxidant, one grounding sticker, and 30 each M6 x 12mm and #12-24 x 1/2" thread forming screws.
RGCBNJ660P22	Common bonding network to rack jumper kit. Provided with HTAP that bonds to MCBN sizes ranging from 16mm² - 25mm².

For complete cable management and bonding/grounding offering, reference the Panduit Physical Infrastructure Systems Catalogue (SA-NCCB51) or visit www.panduit.com.

Identification and Labelling Systems

- Variety of labelling systems and labels enable quick and easy network identification



LS8EQ-KIT



LS8EQ



LS9Q



LS8E



LS8E-KIT



TDP43MY



S100X150VAC
and S100X150VA1Y

Part Number	Description
PanTher™ LS8EQ and Cougar™ LS9Q Hand-Held Thermal Transfer Printers	
LS8EQ-KIT-ACS	Includes LS8EQ printer with QWERTY keypad, one cassette of S100X150VAC self-laminating labels, six AA alkaline batteries, LS8E-ACS, LS8-CASE, LS8-PCKIT, LS8-IB, LS8-WS, quick reference card and operator's manual.
LS8EQ-KIT	Includes LS8EQ printer with QWERTY keypad, one cassette of S100X150VAC self-laminating labels, six AA alkaline batteries, LS8-CASE, LS8-PCKIT, LS8-IB, LS8-WS, quick reference card and operator's manual.
LS8EQ	Includes LS8EQ printer with QWERTY keypad, one cassette of S100X150VAC self-laminating labels, six AA alkaline batteries and quick reference card.
LS9Q	Includes LS9Q printer with QWERTY keypad, one cassette of T100X000C1C-BK continuous nylon cloth tape, six AA alkaline batteries and quick reference card.
PanTher™ LS8E Hand-Held Thermal Transfer Printer and Accessories	
LS8E	LS8E printer, one cassette of self-laminating labels, six AA alkaline batteries and quick reference card.
LS8E-KIT	LS8E printer, one cassette of self-laminating labels, six AA alkaline batteries, rigid carrying case, LS8-PCKIT, LS8-IB, operator's manual and quick reference card.
S100X150VAC	Self-laminating, white vinyl label for use with LS8E printer.
Thermal Transfer Desktop Printer and Accessories	
TDP43MY	300 dpi printer, Panduit™ Easy-Mark™ Labelling Software, hybrid black ribbon, AC power adapter with US and Europlug power cords, operator's manual and quick reference card.
S100X150VA1Y	Self-laminating, white vinyl label for use with thermal transfer desktop printer.

For complete identification offering, reference the Panduit Physical Infrastructure Systems Catalogue (SA-NCCB51) or visit www.panduit.com.

Real-World Solutions to Ensure the Success of Our Customers

With a proven reputation for excellence and technology innovation, a robust ecosystem of global partners, and long-term alliances with top industry leaders, Panduit is a valuable, trusted partner offering strategic vision and real-world solutions to ensure the success of our customers.



Innovative Technology Leadership

Panduit is an industry leader in developing innovative technology solutions that meet the rapidly evolving needs of our customers around the world. Our commitment to continued leadership is supported by significant ongoing investment, dedicated manufacturing facilities, strategic technology alliances, and collaborative R&D with other industry leaders.



Global Business & Commitment

Panduit's ongoing commitment to excellence and our technology alliances with key industry leaders such as Cisco Systems, EMC, Emerson, and IBM, enables our highly skilled and knowledgeable global sales, systems engineering, and technical support teams to engage with critical customer challenges that range from initial problem determination all the way to resolution. Local specialists, trained to global standards and competencies, provide consistent regional support that brings value to local business. Our global value chain, which combines manufacturing, distribution and service, provides prompt responses to customer-related issues, and streamlines procurement and delivery to any global destination.



Best-in-Class Partner Ecosystem

Panduit employs a consultative approach to identify customer needs and engage appropriate partners in a collaborative fashion to serve our customers. Panduit's robust ecosystem of architects, consultants, engineers, designers, systems integrators, contractors and distributors offer a full portfolio of lifecycle services. Our partners are trained on relevant services to Plan & Design, Build & Deploy, and Maintain & Operate to deliver predictable and measurable results.



Worldwide Alliances

Panduit has established long-term strategic alliances with top global industry leaders such as Cisco Systems, EMC, HP, IBM, Liebert and Rockwell Automation to develop and integrate innovative, holistic solutions for our customers. We continually invest in relationships and resources for solving our customers' greatest business challenges.



Eco-Sustainability & Global Citizenship

With a long-standing commitment to environmental excellence, Panduit continually develops and implements solutions designed to protect, replenish, and restore the world in which we live and operate. This commitment is demonstrated by Panduit's LEED-certified new world headquarters and future green building plans using its own revolutionary Unified Physical InfrastructureSM vision to enable convergence of critical systems for driving sustainability.

Panduit Corp.
World Headquarters
Tinley Park, IL 60487

cs-emea@panduit.com
US and Canada: 800.777.3300
Europe, Middle East, and Africa:
44.208.601.7200
Latin America: 52.33.3777.6000
Asia Pacific: 65.6305.7575

www.panduit.com/NetKey

PANDUITTM