

ELECTRICAL SPECIFICATIONS

RESISTANCE RANGE ----- SEE CHART
 RESISTANCE TOLERANCE ----- ±5%
 LINEARITY (DEPENDENT) ----- SEE TABLE
 END RESISTANCE ----- 1 OHM OR 1%
 ELECTRICAL NOISE (ENR) ----- 100 OHM MAX.
 RESOLUTION ----- SEE CHART
 INSULATION RESISTANCE ----- 100 MΩHMS MIN. AT 500 VDC
 DIELECTRIC STRENGTH ----- 500 VAC
 POWER RATING ----- SEE TABLE

MECHANICAL

STOP STRENGTH ----- 20 LBS.
 WEIGHT ----- SEE TABLE

ENVIRONMENTAL

OPERATING TEMPERATURE ----- 30 TO +60°C
 TEMPERATURE COEFFICIENT ----- SEE CHART
 VIBRATION ----- 10HZ TO 2000HZ 10G
 SHOCK ----- 30G 11MS
 MOISTURE RESISTANCE ----- 40°C 95%RH 2000 HOURS

MATERIALS

HOUSING ----- ANODIZED ALUMINUM
 SHAFT ----- STAINLESS STEEL
 BUSHING ----- ANODIZED ALUMINUM
 RESISTANCE ELEMENT ----- WIRE WOUND

OPTIONAL FEATURES

SHAFT MODIFICATIONS
 SPECIAL STROKES

RESOLUTION CHART %

RESISTANCE DASH NO.	15 OHMS	20	50	100	200	500	1K	2K	5K	10K	20K	40K
-30	.72	.59	.42	.46	.36	.27	.22	.17	.12	.10		
-50			.29	.24	.26	.19	.16	.12	.09	.07	.06	
-100			.19	.14	.12	.12	.10	.08	.06	.04	.04	.03

DASH NO.	MECHANICAL STROKE ±.060	ELECTRICAL STROKE ±.040	LINEARITY INDEPENDENT	A ±.040	B ±.040	APPROX. WEIGHT	POWER RATING
-30	1.260	1.181	± 1.0%	3.346	5.708	1.4 OZ.	0.5 W
-50	2.047	1.968	±0.7%	4.134	7.283	1.8 OZ.	0.75 W
-100	4.015	3.937	±0.5%	6.102	11.220	2.1 OZ.	1 W

NOTES:

SCALE: NONE
 DATE: 4-8-75
 BY:

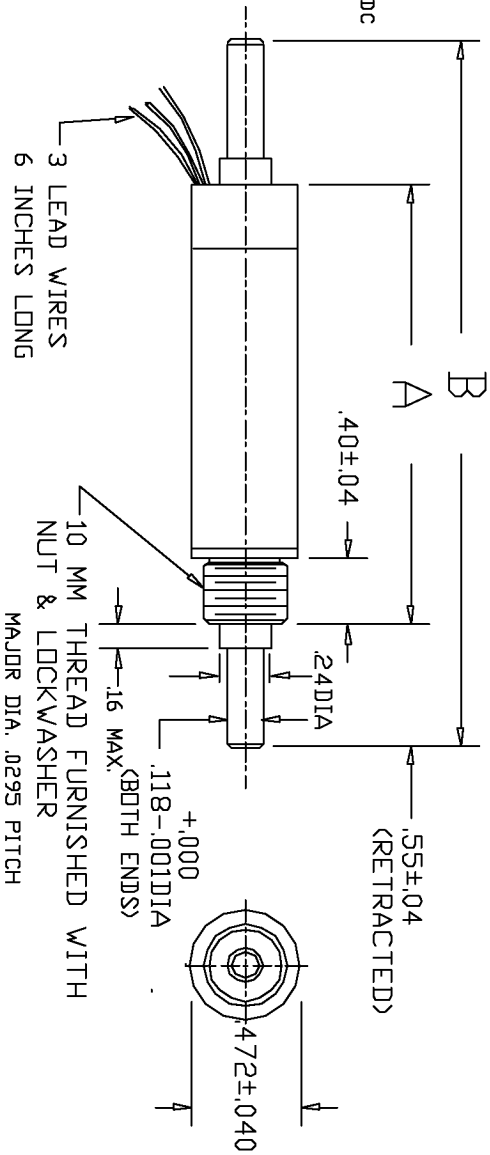
THIS DOCUMENT CONTAINS PROPRIETARY DATA OF POLARIS INDUSTRIAL ENTERPRISES, INC. NO DISCLOSURE, REPRODUCTION, OR USE OF ANY PART THERE OF MAY BE MADE EXCEPT BY WRITTEN PERMISSION.

TOLERANCES

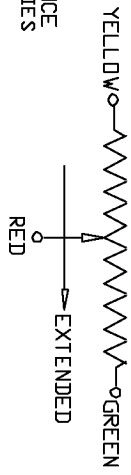
XX = .010 FRACTIONS = ?/64
 XXX = ±.005 ANGLES = ±1/2°

ALL SPECIFICATIONS SUBJECT TO CHANGE WITHOUT NOTICE.

REV.	BY	DATE	PART NO.
C	DM	8-28 96	L010



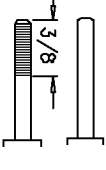
SCHEMATIC



MODEL NO.'S.

L010-(STROKE)-(RES.) (P) (T) #4-40 THREAD
 L010 T " " (T) #4-40 THREAD


SHAFT STYLES



DIMENSION TABLE

DASH NO.	MECHANICAL STROKE ±.060	ELECTRICAL STROKE ±.040	LINEARITY INDEPENDENT	A ±.040	B ±.040	APPROX. WEIGHT	POWER RATING
-30	1.260	1.181	± 1.0%	3.346	5.708	1.4 OZ.	0.5 W
-50	2.047	1.968	±0.7%	4.134	7.283	1.8 OZ.	0.75 W
-100	4.015	3.937	±0.5%	6.102	11.220	2.1 OZ.	1 W

TITLE
 OIL FILLED
 LINEAR MOTION
 POTENTIOMETER



PART NO. L010