

ELECTRICAL SPECIFICATIONS

RESISTANCE RANGE ----- SEE CHART
 RESISTANCE TOLERANCE ----- ±5%
 LINEARITY (DEPENDENT) ----- SEE TABLE
 END RESISTANCE ----- 1 OHM OR 1%
 ELECTRICAL NOISE (ENR) ----- 100 OHM MAX.
 RESOLUTION ----- SEE CHART
 INSULATION RESISTANCE ----- 100 MΩMS MIN. AT 500 VDC
 DIELECTRIC STRENGTH ----- 500 VAC
 POWER RATING ----- SEE TABLE

MECHANICAL

STOP STRENGTH ----- 20 LBS.
 WEIGHT ----- SEE TABLE

ENVIRONMENTAL

OPERATING TEMPERATURE ----- 30 TD +60°C
 TEMPERATURE COEFFICIENT ----- SEE CHART
 VIBRATION ----- 10HZ TD 2000HZ 10G
 SHOCK ----- 30G 1MS
 MOISTURE RESISTANCE ----- 40°C 95%RH 2000 HOURS

MATERIALS

HOUSING ----- ANODIZED ALUMINUM
 SHAFT ----- STAINLESS STEEL
 BUSHING ----- ANODIZED ALUMINUM
 RESISTANCE ELEMENT ----- WIRE WOUND

OPTIONAL FEATURES

SHAFT MODIFICATIONS
 SPECIAL STROKES

RESOLUTION CHART %

| RESISTANCE DASH NO. | 15 OHMS | 20 | 50 | 100 | 200 | 500 | 1K | 2K | 5K | 10K | 20K | 40K |
|---------------------|---------|-----|-----|-----|-----|-----|-----|-----|-----|-----|-----|-----|
| -30 | .72 | .59 | .42 | .46 | .36 | .27 | .22 | .17 | .12 | .10 | | |
| -50 | | | .29 | .24 | .26 | .19 | .16 | .12 | .09 | .07 | .06 | |
| -100 | | | .19 | .14 | .12 | .12 | .10 | .08 | .06 | .04 | .04 | .03 |

| DASH NO. | MECHANICAL STROKE ±.060 | ELECTRICAL STROKE ±.040 | LINEARITY INDEPENDENT | A ±.040 | B ±.040 | APPROX. WEIGHT | POWER RATING |
|----------|-------------------------|-------------------------|-----------------------|---------|---------|----------------|--------------|
| -30 | 1.260 | 1.181 | ± 1.0% | 3.346 | 5.708 | 1.4 OZ. | 0.5 W |
| -50 | 2.047 | 1.968 | ±0.7% | 4.134 | 7.283 | 1.8 OZ. | 0.75 W |
| -100 | 4.015 | 3.937 | ±0.5% | 6.102 | 11.220 | 2.1 OZ. | 1 W |

NOTES:

SCALE: NONE
 DATE: 4-8-75
 BY:

THIS DOCUMENT CONTAINS PROPRIETARY DATA OF POLARIS INDUSTRIAL ENTERPRISES, INC. NO DISCLOSURE, REPRODUCTION, OR USE OF ANY PART THERE OF MAY BE MADE EXCEPT BY WRITTEN PERMISSION.

TOLERANCES

XX = .010 FRACTIONS = ?/64
 XXX = ±.005 ANGLES = ±1/2"
 ALL SPECIFICATIONS SUBJECT TO CHANGE WITHOUT NOTICE.

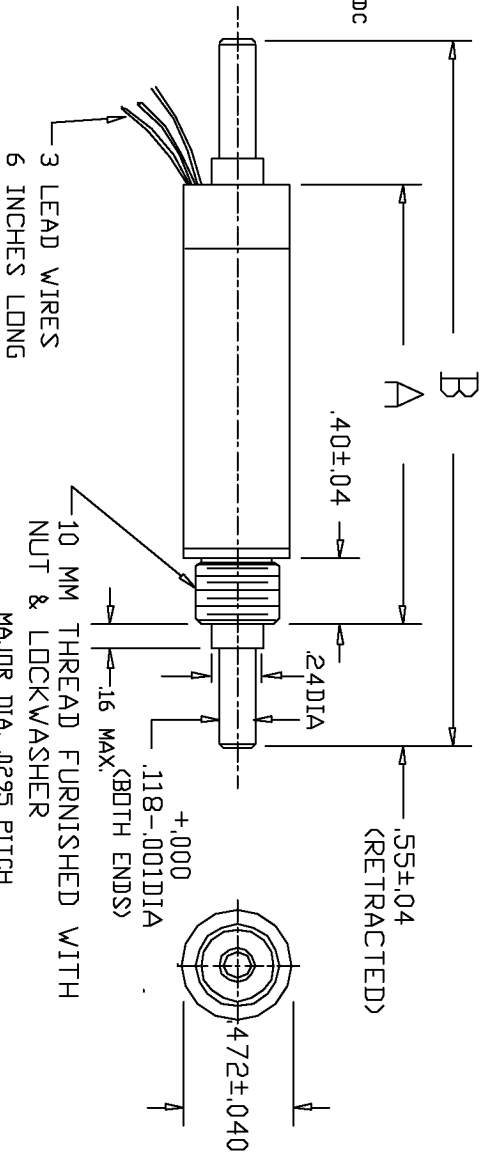
APRVD: BT
 CODE IDENT: 19477

TITLE
 OIL FILLED
 LINEAR MOTION
 POTENTIOMETER

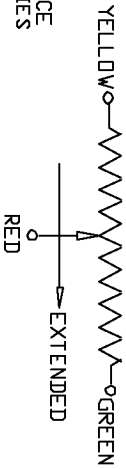
ETI
 SYSTEMS
 CARLSBAD
 CALIFORNIA

PART NO. L010

| REV. | BY | DATE | PART NO. |
|------|----|---------|----------|
| C | DM | 8-28 96 | L010 |



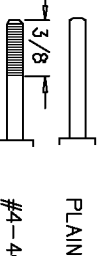
SCHEMATIC



MODEL NO.'S.

L010-(STROKE)-(RES.) (P) PLAIN
 L010 T " " (T) #4-40 THREAD

SHAFT STYLES



DIMENSION TABLE