

**ELECTRICAL SPECIFICATIONS**

RESISTANCE RANGE ----- SEE CHART  
 RESISTANCE TOLERANCE ----- ±5%  
 LINEARITY (DEPENDENT) ----- SEE TABLE  
 END RESISTANCE ----- 1 OHM OR 1%  
 ELECTRICAL NOISE (ENR) ----- 100 OHM MAX.  
 RESOLUTION ----- SEE CHART  
 INSULATION RESISTANCE ----- 100 MΩHMS MIN. AT 500 VDC  
 DIELECTRIC STRENGTH ----- 500 VAC  
 POWER RATING ----- SEE TABLE

**MECHANICAL**

STOP STRENGTH ----- 20 LBS.  
 WEIGHT ----- SEE TABLE

**ENVIRONMENTAL**

OPERATING TEMPERATURE ----- -30 TO +60°C  
 TEMPERATURE COEFFICIENT ----- SEE CHART  
 VIBRATION ----- 10HZ TO 2000HZ 10G  
 SHOCK ----- 30G 11MS  
 MOISTURE RESISTANCE ----- 40°C 95%RH 2000 HOURS

**MATERIALS**

HOUSING ----- ANODIZED ALUMINUM  
 SHAFT ----- STAINLESS STEEL  
 BUSHING ----- ANODIZED ALUMINUM  
 RESISTANCE ELEMENT ----- WIRE WOUND

**OPTIONAL FEATURES**

SHAFT MODIFICATIONS  
 SPECIAL STROKES

RESOLUTION CHART %

RESISTANCE DASH NO.	15 OHMS	20	50	100	200	500	1K	2K	5K	10K	20K	40K
-30	.72	.59	.42	.46	.36	.27	.22	.17	.12	.10		
-50			.29	.24	.26	.19	.16	.12	.09	.07	.06	
-100			.19	.14	.12	.12	.10	.08	.06	.04	.04	.03

DASH NO.	MECHANICAL STROKE ±.060	ELECTRICAL STROKE ±.040	LINEARITY INDEPENDENT	A ±.040	B ±.040	APPROX. WEIGHT	POWER RATING
-30	1.260	1.181	± 1.0%	3.346	5.708	1.4 OZ.	0.5 W
-50	2.047	1.968	±0.7%	4.134	7.283	1.8 OZ.	0.75 W
-100	4.015	3.937	±0.5%	6.102	11.220	2.1 OZ.	1 W

**NOTES:**

SCALE: NONE  
 DATE: 4-8-75  
 BY:

THIS DOCUMENT CONTAINS PROPRIETARY DATA OF POLARIS INDUSTRIAL ENTERPRISES, INC. NO DISCLOSURE, REPRODUCTION, OR USE OF ANY PART THERE OF MAY BE MADE EXCEPT BY WRITTEN PERMISSION.

**TOLERANCES**

XX = .010 FRACTIONS = ?/64  
 XXX = ±.005 ANGLES = ±1/2°  
 ALL SPECIFICATIONS SUBJECT TO CHANGE WITHOUT NOTICE.


APRVD: BT  
 CODE IDENT: 19477

**TITLE FILLED**

LINEAR MOTION  
 POTENTIOMETER

PART NO.

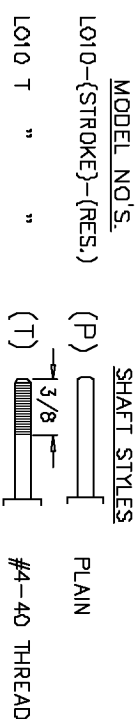
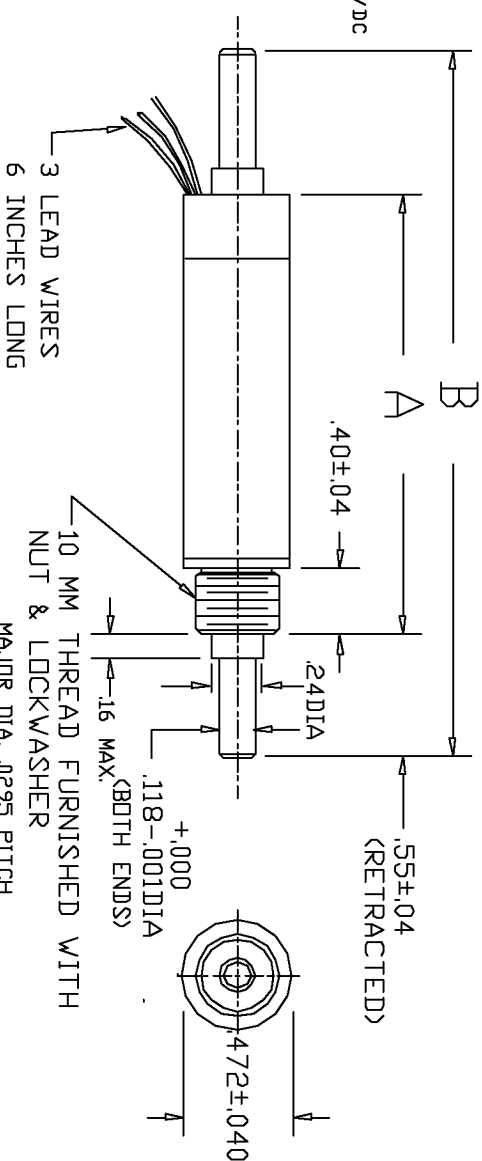
LO10



CARLSBAD  
 CALIFORNIA

REV. BY DATE PART NO. LO10

C DM 8-28 96 ADDED SHAFT STYLES



DIMENSION TABLE