


SMART GLOW ATO® BLADE FUSE RATED 12V











Description

The Smart Glow ATO® fuse uses the industry standard Littelfuse ATO® fuse platform with an additional feature—It is designed to glow in the event of an open fuse for easier identification and replacement.

Time-Current Characteristics

% of Rating	Opening Time Min / Max (s)
110	360,000 s / -
135	0.75 s / 600 s
200	0.15 s / 5 s
350	0.08 s / 0.50 s
600	- / 0.10 s

Ratings

Part Number	Current Rating	Housing Color
0ATO003_XGLO	3 A	
0ATO005_XGLO	5 A	
0ATO007.5_XGLO	7.5 A	
0ATO0010_XGLO	10 A	
0ATO0015_XGLO	15 A	
0ATO0020_XGLO	20 A	
0ATO0025_XGLO	25 A	
0ATO0030_XGLO	30 A	

Specifications

Interrupting Rating:	1000A @ 14 VDC
Voltage Rating:	12 VDC
Operating Temperature Range:	-40°C to +105°C
Terminals:	Tin plated Zinc alloy

Ordering Information

Part Number	Package Size
0ATOxxx.MXGLO	1000
0ATOxxx.HXGLO	100
0ATOxxx.VXGLO	5

Dimensions

Dimensions in mm

