THIS DRAWING IS UNPUBLISHED. RELEASED FOR PUBLICATION 2003
© COPYRIGHT 2003 Tyco Electronics AMP GmbH ALL RIGHTS RESERVED.

LOC	DIST
A1	-

REVISIONS

P	LTR	DESCRIPTION	DATE	DWN	APVD
	B14	REVISED PER ECO-11-005150	29APR2011	RK	HMR
	B15	Part 1564324-3 and 1564325-3 aktiv.	30JAN2012	Kirs	Mair
	B16	Illustration of loose piece parts added.	12MAR2013	Kirs	Mair
	B17	LOOSE PIECE PARTS REMOVED. ECR-15-008626	08JUN2015	Abr	Mair

TYPE A

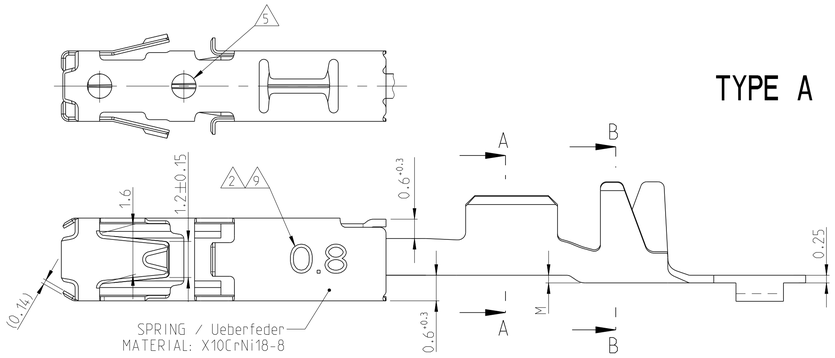

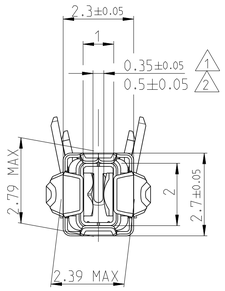

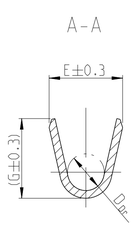

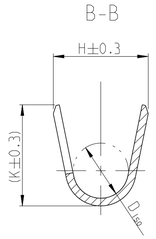

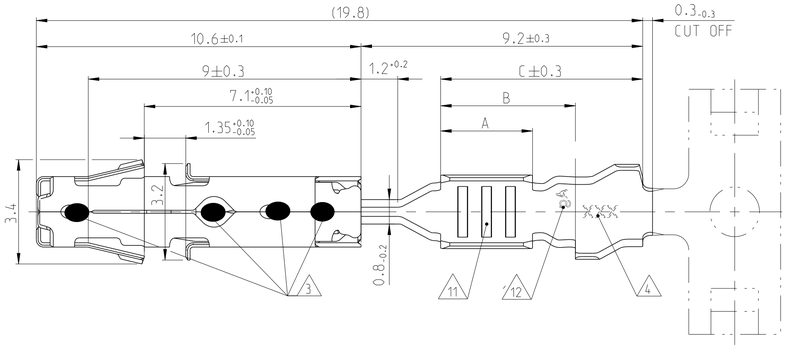

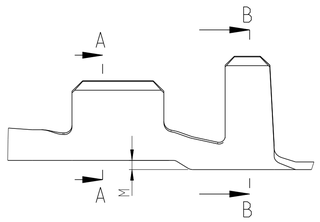

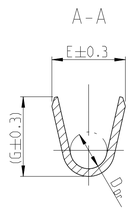

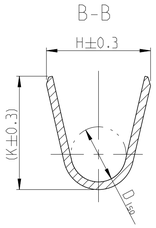

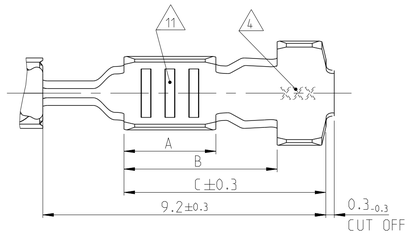

TYPE B

SINGLE WIRE SEALING SYSTEM 7

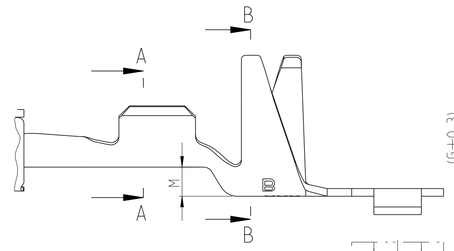

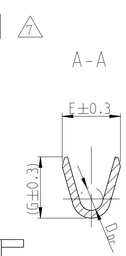

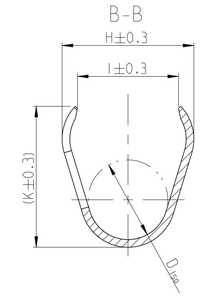

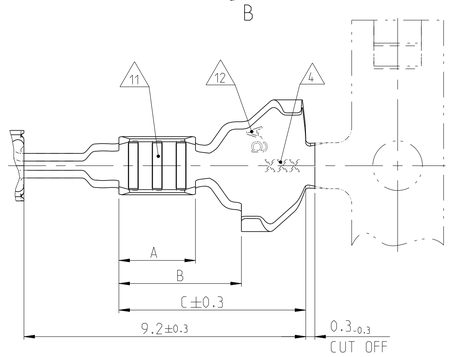

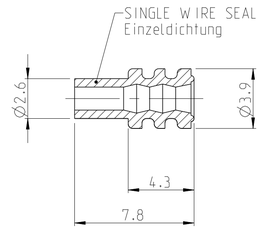

	SINGLE WIRE SEAL Einzeldichtung 7	
964972-1	1.9...2.4	YELLOW gelb
963530-1	1.4...1.9	GREY grau
964971-1	1.2...1.6	RED rot
1718705-1	0.9...1.2	GREEN gruen
ORDER NO. Bestell-Nr.	INSULATION DIA Isolations Ø	COLOUR Farbe

ORDER NO. Bestell-Nr. Strip Bandware	REV.	TO BE USED ON TAB Geeignet fuer Flachstecker	WIRE RANGE Drahtgroessen-bereich (mm²)	INSULATION DIA Isolations Ø (mm)	MATERIAL Werkstoff	PLATING Ueberzug	LENGTH Laenge	WIRE CRIMP Drahtcrimp	INSUL. CRIMP Isol.-Crimp	
							CRIMP DIMENSIONS (mm) Crimpabmessungen			
1718558-1	B	2	>1.0...1.5 8	2.2...2.4	CuNiSi	TINPLATED vorverzinnt	A = 3.0 B = 4.5 C = 6.6	E = 2.7 G = (2.9) D_{Dr} = 1.4	H = 4.5 I = 3.6 K = (4.9) D_{Iso} = 2.9 M = 0.9	SINGLE WIRE SEALING SYSTEM Einzeldichtungssystem 7
1418884-3	B	1			CuNiSi	PRESILVER vorversilbert				
1418884-1	B				CuNiSi	TINPLATED vorverzinnt				
1534162-1	B	2	0.5...1.0	1.4...2.1	CuNiSi	TINPLATED vorverzinnt	A = 3.0 B = 4.5 C = 6.6	E = 2.4 G = (2.6) D_{Dr} = 1.2	H = 4.3 I = 3.3 K = (4.8) D_{Iso} = 2.7 M = 0.9	
1-1241380-2	B	1			CuNiSi	10				
1241380-3	B				CuNiSi	PRESILVER vorversilbert				
1241380-2	B				CuNiSi	5				
1241380-1	B				CuNiSi	TINPLATED vorverzinnt				
1564324-3	B	1	0.2...0.35	1.1...1.4	CuNiSi	PRESILVER vorversilbert	A = 2.5 B = 4.0 C = 6.1	E = 1.9 G = (2.0) D_{Dr} = 0.75	H = 4.3 I = 3.3 K = (4.8) D_{Iso} = 2.6 M = 0.9	
1564324-2	B				CuNiSi	5				
1564324-1	B				CuNiSi	TINPLATED vorverzinnt				
1534160-1	B	2			CuNiSi	TINPLATED vorverzinnt		E = 1.8 G = (1.7) D_{Dr} = 0.75		
1241378-3 13	B	1			CuNiSi	PRESILVER vorversilbert				
1241378-2 13	B				CuNiSi	5				
1241378-1 13	B				CuNiSi	TINPLATED vorverzinnt				
1241376-2	B	1	0.5...1.0 6	MAX. 2 x 1.6 6	CuNiSi	5	A = 3.0 B = 5.0 C = 6.6	E = 2.4 G = (2.6) D_{Dr} = 1.2	H = 3.4 K = (3.7) D_{Iso} = 1.8 M = 0.3	TYPE B
1241376-1	B				CuNiSi	TINPLATED vorverzinnt				
1418410-1	B	2	1.5 8	2.2...2.4	CuNiSi	TINPLATED vorverzinnt	A = 3.2 B = 4.4 C = 6.6	E = 2.7 G = (2.9) D_{Dr} = 1.4	H = 3.9 K = (3.9) D_{Iso} = 1.9 M = 0.2	TYPE A
1534334-1	B	1			CuNiSi	TINPLATED vorverzinnt				
1418408-1	B	2	0.5...1.0	1.4...2.1	CuNiSi	TINPLATED vorverzinnt	A = 3.0 B = 4.4 C = 6.6	E = 2.4 G = (2.6) D_{Dr} = 1.2	H = 3.1 K = (3.3) D_{Iso} = 1.8 M = 0.2	
1241374-3	B	1			CuNiSi	PRESILVER vorversilbert				
1241374-2	B				CuNiSi	5				
1241374-1	B				CuNiSi	TINPLATED vorverzinnt				
1564980-2	B	1	0.2...0.35	1.1...1.4	CuNiSi	5	A = 2.5 B = 3.7 C = 5.7	E = 1.9 G = (2.0) D_{Dr} = 0.75	H = 2.3 K = (2.3) D_{Iso} = 1.1 M = 0	
1564980-1	B				CuNiSi	TINPLATED vorverzinnt				
1241372-2 13	B	1			CuNiSi	5		E = 1.8 G = (1.7) D_{Dr} = 0.75		
1241372-1 13	B				CuNiSi	TINPLATED vorverzinnt				

FORM OF ISO-CRIMP Form des Iso-Crimp

Bemerkungen
NOTES

1. Geeignet fuer Flachstecker — TO BE USED ON TAB — 1.5 +0.2 -0.1 x 0.6 +0.07 -0.03
2. Geeignet fuer Flachstecker — TO BE USED ON TAB — 1.5 +0.2 -0.1 x 0.8±0.03
3. Laserschweissung — LASERWELDED
4. Kennung fuer Werkzeug und Revisionsstand — DIE-IDENTIFICATION AND REVISION STATUS
5. Min. 0.8µm Goldueberzug im Kontaktbereich ueber min. 1.3µm Nickelueberzug; min. 1µm Zinnueberzug im Crimpbereich. Zur Kennzeichnung siehe Loch an der Ueberfeder. MIN. 0.8µm GOLDPLATE IN CONTACT AREA OVER MIN. 1.3µm NICKELPLATE; MIN. 1µm TINPLATE IN CRIMP AREA. AS INDEX SEE HOLE AT SPRING
6. Fuer Doppel- und Einzelcrimp — FOR DOUBLE AND SINGLE CRIMP
7. Auswahl der Einzeldichtung entsprechend dem Isolationsdurchmesser — SINGLE WIRE SEAL TO BE SELECTED ACCORDING TO INSULATION-DIA
8. Zulaessige Strombelastbarkeit siehe Drahtgroesse — CURRENT CARRYING CAPABILITY SEE WIRE CROSS SECTION — 1 mm²
9. Kennzeichnung fuer besonderes Oeffnungsmass und Tab-Abmessung 0.8mm. — SIGNED FOR SPECIAL GAPSIZE AND TABDIMENSION 0.8mm.
10. 1.27µm Goldueberzug im Kontaktbereich ueber min. 1.3µm Nickelueberzug; min. 1µm Zinnueberzug im Crimpbereich. Zur Kennzeichnung siehe Loch an der Ueberfeder
11. Unterschiedliche Ausfuehrung und Anzahl der Rillen moeglich — DIFFERENT FORM AND NUMBER OF THE SERRATION POSSIBLE
12. Kennzeichnung mit "Ag" bei Silberueberzug im Kontaktbereich — MARKING WITH "Ag" FOR SILVERPLATING IN CONTACT AREA
13. 1241372 nicht fuer Neuanwendung. wird ersetzt durch 1564980; 1241378 nicht fuer Neuanwendung. wird ersetzt durch 1564324; 1241372 SUPERSEDED BY PN 1564980; 1241378 SUPERSEDED BY PN 1564324.
14. Einzelheiten der Ausfuehrung bleiben dem Hersteller ueberlassen — DETAILS OF DESIGN ARE LEFT TO MANUFACTURER

THIS DRAWING IS A CONTROLLED DOCUMENT.

DIMENSIONS: mm

TOLERANCES UNLESS OTHERWISE SPECIFIED: 0 PLC ±; 1 PLC ±; 2 PLC ±0.2; 3 PLC ±; ANGLES ±1°

MATERIAL: SEE TABLE siehe Tabelle

FINISH: SEE TABLE siehe Tabelle

DWN 27AUG2004 R. Liebing
CHK 30JAN2012 A. Mairoser
APVD 30JAN2012 M. Bleicher
PRODUCT SPEC 108-18716
APPLICATION SPEC 114-18386
WEIGHT -

TE Connectivity

NAME: AMP MCP 1.5K PRODUCT GROUP DRAWING

SIZE A1 | CAGE CODE 00779 | DRAWING NO C-1241436 | RESTRICTED TO -

Customer Drawing | SCALE 10:1 | SHEET 1 OF 1 | REV B17

4805 (3/11)