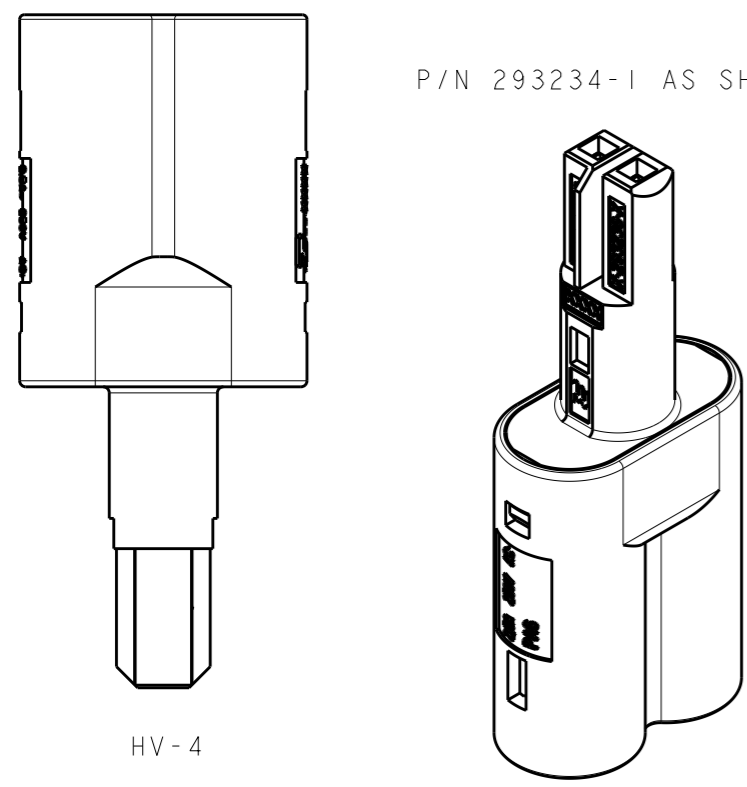
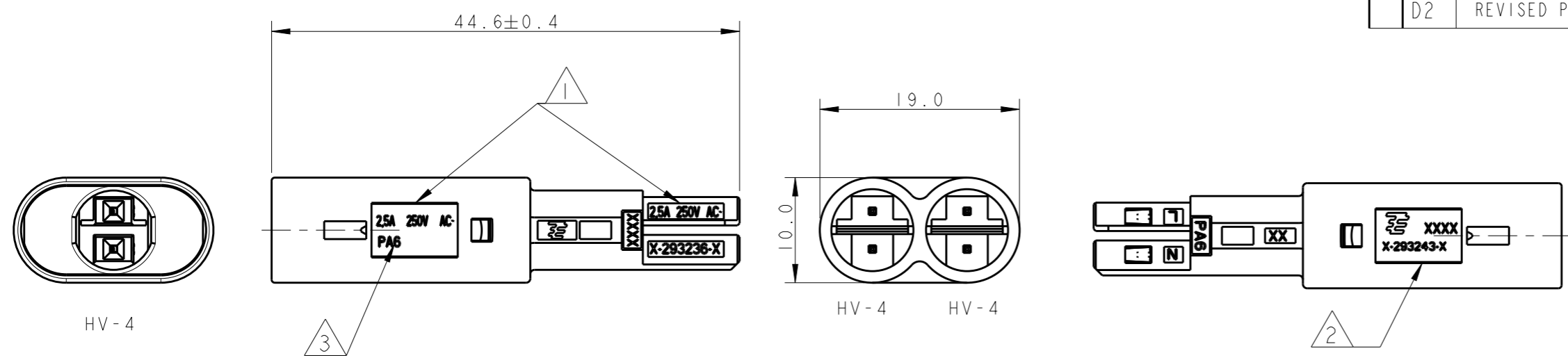


THIS DRAWING IS UNPUBLISHED. RELEASED FOR PUBLICATION 2006  
 © COPYRIGHT 2006 BY - ALL RIGHTS RESERVED.

REVISIONS					
P	LTR	DESCRIPTION	DATE	DWN	APVD
C		CHANGE COLOR RAW MTL.	21NOV2008	AV	GT
D		RELEASED FOR PRODUCTION FROM -1 TO -9	31AUG2009	AV	GT
D1		UPDATED OVERALL LENGTH	22AUG2012	MZ	JC
D2		REVISED PER ECR-16-002347	22FEB2016	RS	JL



- 1 KEYING DEPENDENT TO THE MARKING
- 2 PART MARKING  
-Tyco Electronics Product Identifier  
Date code  
Part number
- 3 RAW MATERIAL IDENTIFICATION PA6
- 4 OBSOLETED.

HV-1/HV-1&HV-1	0-293234-9	A	HIGH-VOLT 250V	2,5A 250V AC~	BLACK
LV-2/LV-2&LV-2	0-293234-8	B	LOW-VOLT 42V DC	7A 42V DC=	YELLOW
LV-1/LV-1&LV-1	0-293234-7	B	LOW-VOLT 42V AC	7A 42V AC~	LIGHT GREY
HV-5/HV-5&HV-5	0-293234-6	A	HIGH-VOLT 250V	2,5A 250V AC~	BLACK
HV-5/HV-5&HV-5	0-293234-5	A	HIGH-VOLT 250V	2,5A 250V AC~	WHITE
HV-3/HV-3&HV-3	0-293234-4	B	HIGH-VOLT 125V	6A 125V AC~	BLUE
HV-1/HV-1&HV-1	0-293234-3	A	HIGH-VOLT 250V	2,5A 250V AC~	WHITE
HV-4/HV-4&HV-4	0-293234-2	A	HIGH-VOLT 250V	2,5A 250V AC~	BLACK
HV-4/HV-4&HV-4	0-293234-1	A	HIGH-VOLT 250V	2,5A 250V AC~	WHITE
KEYING	P/N	REV.	REMARKS	MARKING	COLOR

THIS DRAWING IS A CONTROLLED DOCUMENT.		DWN 18AUG2006 A. Vecchia	TE Connectivity		
DIMENSIONS: mm		CHK 18AUG2006 G. Turco			
TOLERANCES UNLESS OTHERWISE SPECIFIED:		APVD 18AUG2006 G. Turco	NAME T-SPLITTER CONNECTOR STANDARD VERSION		
0 PLC ±- 1 PLC ±0.2 2 PLC ±0.1 3 PLC ±0.013 4 PLC ±0.0001 ANGLES ±-		PRODUCT SPEC -	APPLICATION SPEC -		
MATERIAL		WEIGHT	SIZE A300779	CAGE CODE C-293234	RESTRICTED TO -
FINISH		CUSTOMER DRAWING	SCALE 2:1		SHEET 1 OF 2

THIS DRAWING IS UNPUBLISHED.

RELEASED FOR PUBLICATION

2006

© COPYRIGHT 2006 BY -

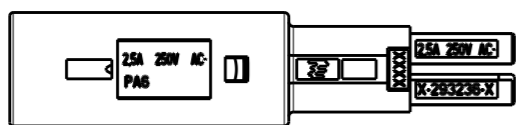

ALL RIGHTS RESERVED.

REVISIONS

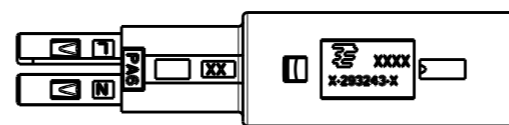
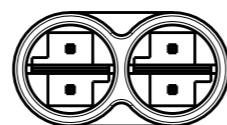
P	LTR	DESCRIPTION	DATE	DWN	APVD
-	-	SEE SHEET 1	-	-	-

P/N 0-293234-3 AND P/N 293234-9 AS SHOWN

HV-1

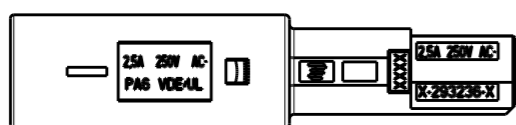
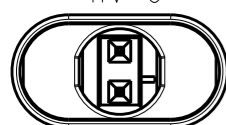


HV-1 HV-1

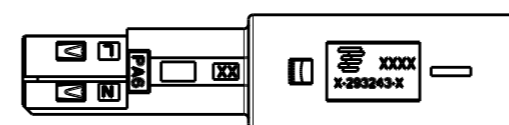



P/N 0-293234-5; 0-293234-6 AS SHOWN

HV-5

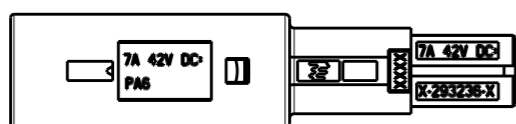
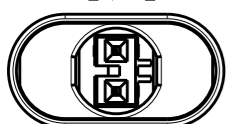


HV-5 HV-5

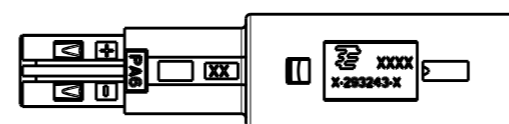



P/N 0-293234-8 AS SHOWN

LV-2



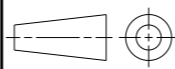
LV-2 LV-2



THIS DRAWING IS A CONTROLLED DOCUMENT.

DIMENSIONS:

mm



TOLERANCES UNLESS OTHERWISE SPECIFIED:

- 0 PLC ±-
- 1 PLC ±0.2
- 2 PLC ±0.1
- 3 PLC ±0.013
- 4 PLC ±0.0001
- ANGLES ±-

MATERIAL

FINISH

DWN 18AUG2006

A. Vecchia

CHK 18AUG2006

G. Turco

APVD 18AUG2006

G. Turco

PRODUCT SPEC

APPLICATION SPEC

WEIGHT

CUSTOMER DRAWING



TE Connectivity

NAME T-SPLITTER CONNECTOR STANDARD VERSION

SIZE CAGE CODE DRAWING NO

A300779 C-293234

RESTRICTED TO

SCALE 3:2

SHEET 2 OF 2

REV D2