THIS DRAWING IS UNPUBLISHED. RELEASED FOR PUBLICATION -,- .
© COPYRIGHT - BY TYCO ELECTRONICS CORPORATION. ALL RIGHTS RESERVED.

| LOC | DIST |
|---|---|
| FT | 0 |

REVISIONS

| P | LTR | DESCRIPTION | DATE | DWN | APVD |
|---|---|---|---|---|---|
| | E | REVISED PER ECO-10-013617 | 26JUL10 | HMR | CR |

MATERIAL:
HOUSING: THERMOPLASTIC, UL94V-0, BLACK.
TERMINALS: BRIGHT TIN OVER COPPER ALLOY.
SCREWS: #6-32 STEEL, ZINC PLATING W/ CLEAR CHROMATE (EXCEPT WHERE NOTED).
PITCH (TERMINAL SPACING): .375"

ELECTRICAL:
RATED CURRENT UL/CSA:
CLASS C: 20A, 300V
CLASS D: 5A, 600V
WIRE RANGE: 12-22 AWG

MECHANICAL:
RECOMMENDED TORQUE: 7 IN-LB
OPERATING TORQUE: 105°C MAX.

1 SCREWS ARE BRASS WITH NICKEL PLATE.

2 SCREWS ARE BOTTOMED.

3 PRELIMINARY PART NUMBER.

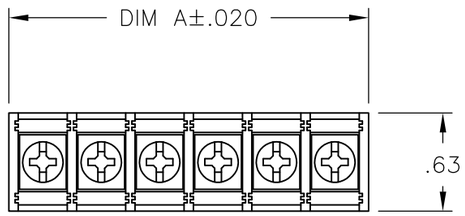


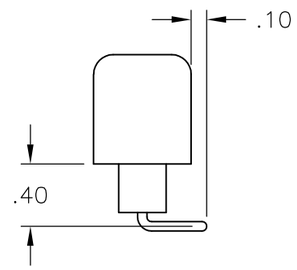


1546751-2

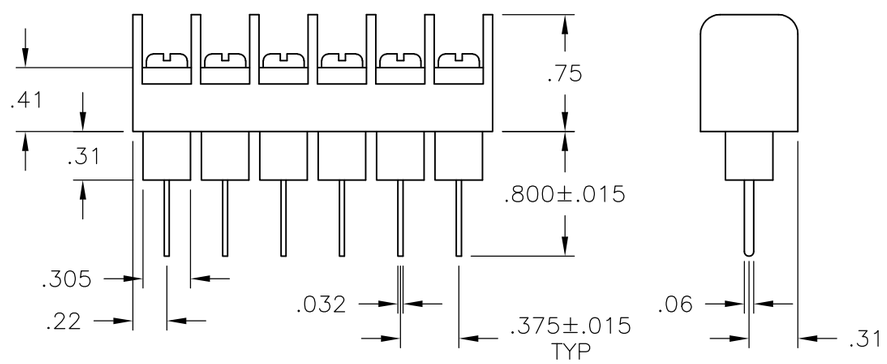


| DIM. A | NO. OF POS. | CATALOG NUMBER | PART NO. |
|---|---|---|---|
| 9.436 | 25 | JC6-W407-25 | 4-1546702-1 |
| 9.061 | 24 | JC6-W407-24 | 4-1546702-0 |
| 8.686 | 23 | JC6-W407-23 | 3-1546702-9 |
| 8.311 | 22 | JC6-W407-22 | 3-1546702-8 |
| 7.936 | 21 | JC6-W407-21 | 3-1546702-7 |
| 7.561 | 20 | JC6-W407-20 | 3-1546702-6 |
| 7.186 | 19 | JC6-W407-19 | 3-1546702-5 |
| 6.811 | 18 | JC6-W407-18 | 3-1546702-4 |
| 6.436 | 17 | JC6-W407-17 | 3-1546702-3 |
| 6.061 | 16 | JC6-W405-16-164 | 3-796985-5 |
| 6.061 | 16 | JC6-W405-16 | 1546751-1 |
| 6.061 | 16 | JC6-W407-16 | 3-1546702-2 |
| 5.686 | 15 | JC6-W407-15 | 3-1546702-1 |
| 5.311 | 14 | JC6-W407-14 | 3-1546702-0 |
| 4.936 | 13 | JC6-W407-13 | 2-1546702-9 |
| 4.561 | 12 | JC6-W407-12 | 4-1437666-2 |
| 4.186 | 11 | JC6-W407-11 | 2-1546702-8 |
| 3.811 | 10 | JC6-W407-10 | 2-1546702-7 |
| 3.436 | 9 | JC6-W407-09 | 2-1546702-6 |
| 3.061 | 8 | JC6-W407-08-228 | 1546751-2 |
| 3.061 | 8 | JC6-W407-08 | 2-1546702-5 |
| 2.686 | 7 | JC6-W407-07 | 4-1437666-1 |
| 2.311 | 6 | JC6-W407-06 | 2-1546702-4 |
| 1.938 | 5 | JC6-W407-05 | 2-1546702-3 |
| 1.561 | 4 | JC6-W407-04 | 2-1546702-2 |
| 1.186 | 3 | JC6-W407-03 | 4-1437666-0 |
| .811 | 2 | JC6-W407-02 | 3-1437666-9 |

SEE FIGURE 3

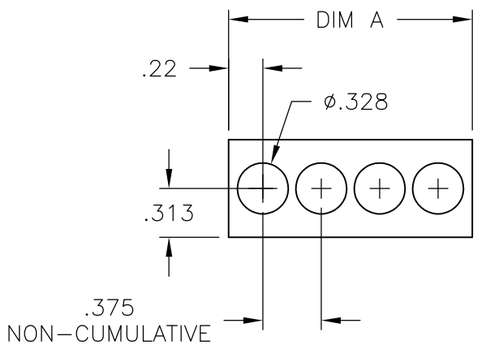


MOUNTING PANEL LAYOUT

THIS DRAWING IS A CONTROLLED DOCUMENT.

DIMENSIONS: INCHES

TOLERANCES UNLESS OTHERWISE SPECIFIED:
0 PLC ± -
1 PLC ± -
2 PLC ± .01
3 PLC ± .005
4 PLC ± -
ANGLES ± -

MATERIAL -
FINISH -

DWN S SCHLEGEL 5/27/03
CHK S. YODER 5/27/03
APVD S. YODER 5/27/03
PRODUCT SPEC -
APPLICATION SPEC -
WEIGHT -

Tyco Electronics
Tyco Electronics Corporation
Harrisburg, Pa 17105-3608

NAME JC6-W407-XX ASSEMBLY

| SIZE | CAGE CODE | DRAWING NO | RESTRICTED TO |
|---|---|---|---|
| A3 | 00779 | C-3-1437666-9 | - |

CUSTOMER DRAWING | SCALE NTS | SHEET 1 OF 1 | REV E