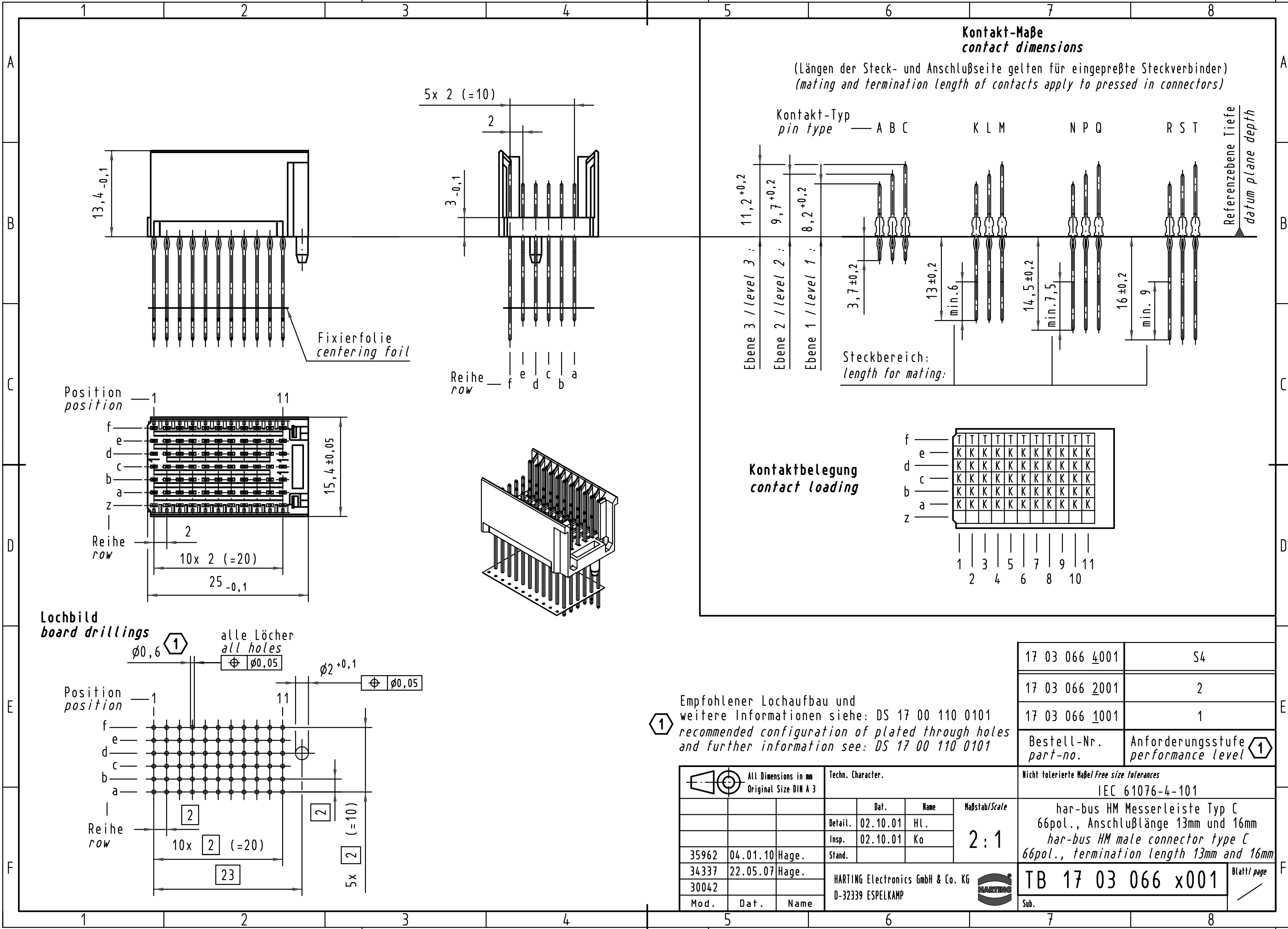
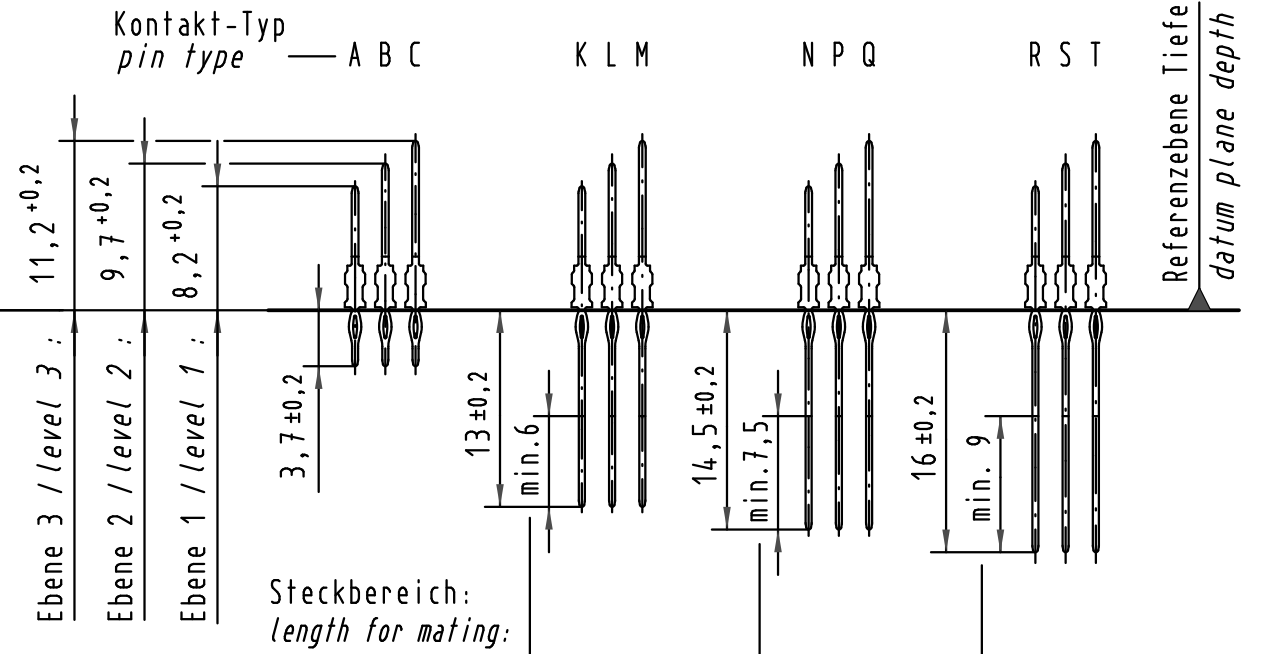


Alle Rechte vorbehalten/ All rights reserved

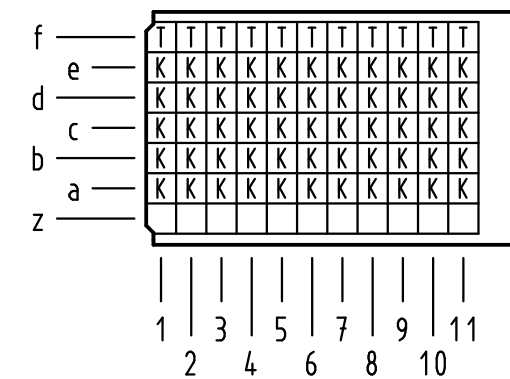


Kontakt-Maße
contact dimensions

(Längen der Steck- und Anschlußseite gelten für eingepreßte Steckverbinder)
(mating and termination length of contacts apply to pressed in connectors)



Kontaktbelegung
contact loading



Empfohlener Lochaufbau und weitere Informationen siehe: DS 17 00 110 0101
recommended configuration of plated through holes and further information see: DS 17 00 110 0101

| | | | |
|---|--|---------------------------------------|--------------|
| 17 03 066 4001 | | | S4 |
| 17 03 066 2001 | | | 2 |
| 17 03 066 1001 | | | 1 |
| Bestell-Nr. / part-no. | | Anforderungsstufe / performance level | |
| Nicht tolerierte Maße / Free size tolerances IEC 61076-4-101 | | | |
| har-bus HM Messerleiste Typ C 66pol., Anschlußlänge 13mm und 16mm / har-bus HM male connector type C 66pol., termination length 13mm and 16mm | | | |
| TB 17 03 066 x001 | | | Blatt / page |
| HARTING Electronics GmbH & Co. KG D-32339 ESPELKAMP | | | Sub. |

| | | | | | |
|--|----------|-------------------|--------------|---------------|--|
| All Dimensions in mm Original Size DIN A 3 | | Techn. Character. | | Maßstab/Scale | |
| | | Dat. | Name | 2:1 | |
| | | Detail. | 02.10.01 HL. | | |
| | | Insp. | 02.10.01 Ko | | |
| 35962 | 04.01.10 | Hage. | Stand. | | |
| 34337 | 22.05.07 | Hage. | | | |
| 30042 | | | | | |
| Mod. | Dat. | Name | | | |