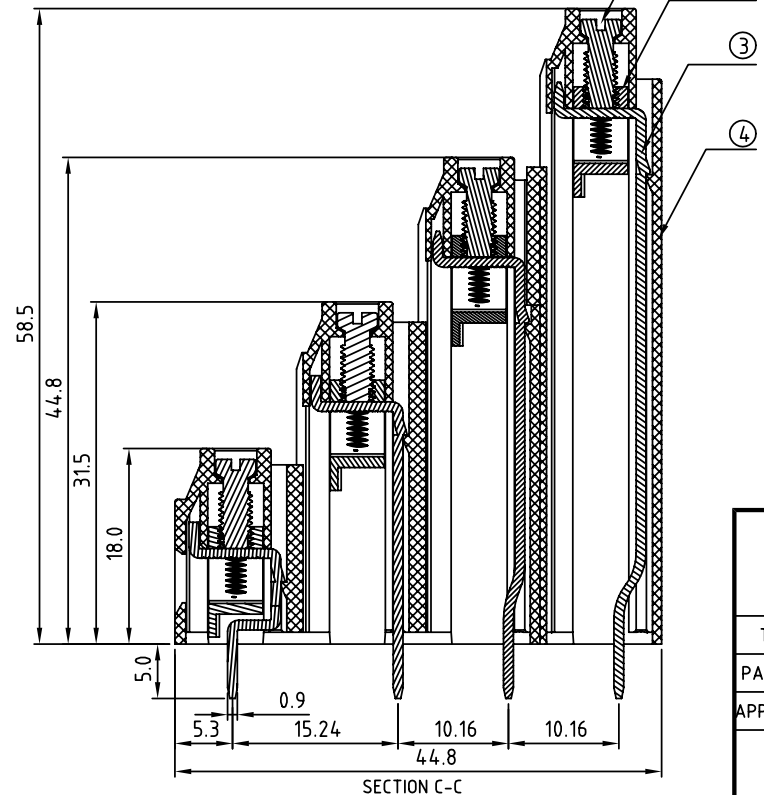
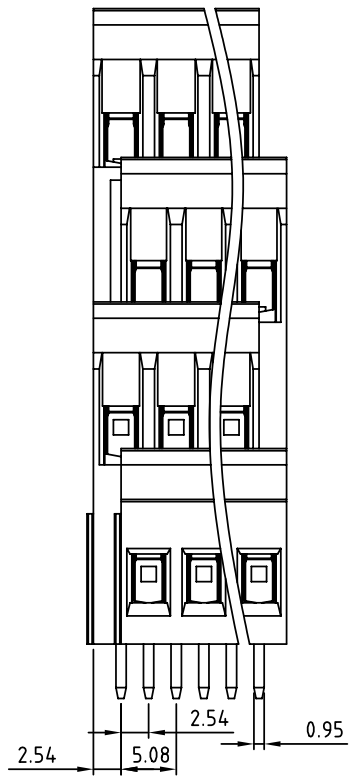
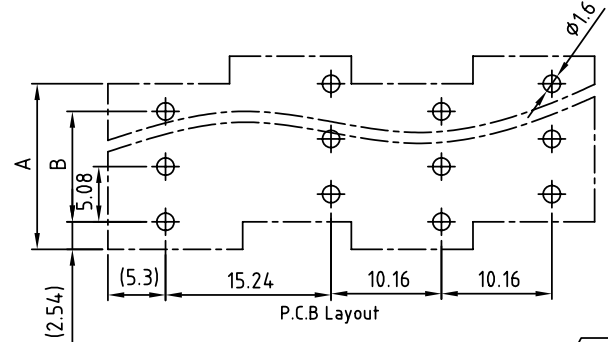


N = Number of poles  
 Dim A = N x 5.08  
 Dim B = (N - 1) x 5.08

	Dim A	Dim B
2-6p	±0.15	±0.15
7-12p	±0.25	±0.25
13-18p	±0.30	±0.30
19-24p	±0.40	±0.40



SIGN	DATE	DESCRIPTION	APPROVER
THIS IS CAD DRAWING, DO NOT REVISE MANUALLY!!!			

**Material**

- Item ① Terminal screw: Steel M3 Zinc plating "-" slot type
- Item ② Terminal body: Brass(CuZn), Ni plating
- Item ③ Clamp: Brass, Tin plated
- Item ④ Terminal housing: Thermoplastic (UL94V-0)

**Electrical cULus**

- Voltage rating: 300VAC
- Current rating: 15A
- Wire range:
- Solid wire(AWG): 12-28
- Stranded wire(AWG): 12-28
- Torque(Lb-In): 4.3
- Screw: M3
- Wire strip length: 6-7mm
- Withstanding Voltage: 1.6KV
- Operating temperature: -40°C to +115°C
- Soldering temperature: 250°C±10°C/5 Sec

**PART NO.**

YI xx 21 x 1 xxxx G

			RoHS Pb<40,000ppm
Poles	0 Black (RAL9005)	0000 Standard @ Logo	
08 2x4Contacts	2 Red (RAL3001/D)	000A Standard ANY Logo	
12 3x4Contacts	3 Orange(RAL2011/P)	Any special item by	
— — — —	4 Yellow(RAL1018/A)	customer request,	
96 24x4Contacts	5 Green(RAL6018/T)	please contact sales	
	6 Blue (RAL5015/A)	department.	
	8 Grey(RAL7035/D)		

<b>ANYTEK</b>		<b>CUSTOMER COPY</b>	
ALL RIGHTS RESERVED. REPRODUCTION OR ISSUE TO THIRD PARTIES IN ANY FORM WHATSOEVER IS NOT PERMITTED WITHOUT WRITTEN AUTHORITY FROM THE PROPRIETOR. PROPERTY OF ANYTEK TECHNOLOGY CO., LTD			
TITLE	YI 5.08mm Series 4x2P - 4x24P ( Without cover )		
PART NO.	YIxx21x1xxxxG	DWG NO.	8YI0001
APPROVED	CHECKED	DESIGNED	DRAWN
		Jacke	Jacke
		08/11/21	08/11/21
		SHEET: 01/01	
		UNIT: mm	Tolerance
		SCALE: 2:1	X. ±0.50
		REV.: A1	X.X ±0.30
			X.XX ±0.10
			X° ±1°