

GV7RS40

TeSys GV7 Manual Starter and Protector, thermal magnetic circuit protector, rocker lever, 3 P, AC-3, 60...100 A, high interrupt



Main

Range	TeSys
Product name	TeSys GV7
Device short name	GV7R
Product or component type	Circuit breaker
Device application	Motor
Poles description	3P
Network type	AC
Utilisation category	AC-3 conforming to IEC 60947-4-1
Network frequency	50/60 Hz conforming to IEC 60947-4-1
Breaking capacity	50 kA Icu at 500 V AC 50/60 Hz conforming to IEC 60947-2 10 kA Icu at 660/690 V AC 50/60 Hz conforming to IEC 60947-2 65 kA Icu at 440 V AC 50/60 Hz conforming to IEC 60947-2 70 kA Icu at 380/415 V AC 50/60 Hz conforming to IEC 60947-2 100 kA Icu at 220/240 V AC 50/60 Hz conforming to IEC 60947-2
[Ics] rated service short-circuit breaking capacity	100 % at 440 V AC 50/60 Hz conforming to IEC 60947-2 100 % at 500 V AC 50/60 Hz conforming to IEC 60947-2 100 % at 220/240 V AC 50/60 Hz conforming to IEC 60947-2 100 % at 380/415 V AC 50/60 Hz conforming to IEC 60947-2 100 % at 660/690 V AC 50/60 Hz conforming to IEC 60947-2
Trip unit rating	25...40 A
Trip unit technology	Thermal-magnetic

Complementary

Mounting mode	By clips By screws
Mounting support	Flush Panel mounting Rail Kit for fixing the switchgear
Mounting position	Vertical
Motor power kW	22 kW at 660...690 V AC 50/60 Hz 18.5 kW at 400...415 V AC 50/60 Hz 18.5 kW at 500 V AC 50/60 Hz
Control type	Rocker lever
System Voltage	690 V AC 50/60 Hz conforming to IEC 60947-2
[Ui] rated insulation voltage	750 V AC 50/60 Hz conforming to IEC 60947-2
[Ith] conventional free air thermal current	40 A conforming to IEC 60947-4-1
[Uimp] rated impulse withstand voltage	8 kV conforming to IEC 60947-2
Power dissipation	5 W
Power dissipation per pole	5 W
Mechanical durability	50000 cycles
Electrical durability	30000 cycles AC-3 at 440 V In 50000 cycles AC-3 at 440 V In/2
Operating rate	25 cyc/h

The information provided in this documentation contains general descriptions and/or technical characteristics of the products contained herein. This documentation is not intended as a substitute for and is not to be used for determining suitability or reliability of these products for specific user applications. It is the duty of any such user or integrator to perform the appropriate and complete risk analysis, evaluation and testing of the products with respect to the relevant specific application or use thereof. Neither Schneider Electric Industries SAS nor any of its affiliates or subsidiaries shall be responsible or liable for misuse of the information contained herein.

Rated duty	Continuous conforming to IEC 60947-4-1
Connection pitch	1.38 in (35 mm) without spreaders 1.77 in (45 mm) with spreaders
Connections - terminals	Screw Bars Cable with lug - external diameter : 10 mm Bare cable connectors 1.5...95 mm ²
Tightening torque	10 N.m - on screw - screw M6 15 N.m - on bare cable connectors- cable 1.5...95 mm ²
Mechanical robustness	Vibrations 2.5 Gn, 0...25 Hz conforming to IEC 60068-2-6 Shocks 15 Gn for 11 ms conforming to IEC 60068-2-27
Suitability for isolation	Yes conforming to IEC 60947-1
Phase failure sensitivity	Yes conforming to IEC 60947-4-1 § 7-2-1-5-2
Height	4.92 in (125 mm)
Width	4.13 in (105 mm)
Depth	4.37 in (111 mm)
Product weight	4.43 lb(US) (2.01 kg)

Environment

standards	EN/IEC 60947-1 EN/IEC 60947-2 EN/IEC 60947-4-1 NF C 63-120 NF C 63-650 NF C 79-130 VDE 0113 VDE 0660
product certifications	DNV UL
protective treatment	TC
IP degree of protection	IP405 with terminal shrouds conforming to IEC 60529
pollution degree	3
ambient air temperature for operation	-13...158 °F (-25...70 °C)
ambient air temperature for storage	-67...203 °F (-55...95 °C)
fire resistance	1760 °F (960 °C) conforming to IEC 60695-2-1
operating altitude	6561.68 ft (2000 m)

Offer Sustainability

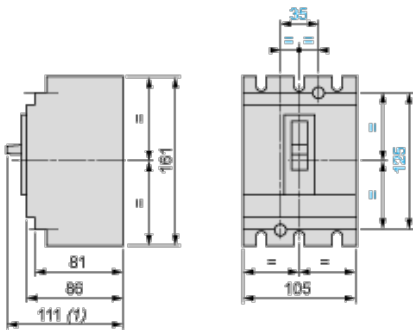
Not Green Premium product	Not Green Premium product
Will not be Compliant	Will not be Compliant
Reference not containing SVHC above the threshold	Reference not containing SVHC above the threshold
Available	Available
WARNING: This product can expose you to chemicals including:	WARNING: This product can expose you to chemicals including:
Antimony oxide & Antimony trioxide, which is known to the State of California to cause cancer.	Antimony oxide & Antimony trioxide, which is known to the State of California to cause cancer.
For more information go to www.p65warnings.ca.gov	For more information go to www.p65warnings.ca.gov

Contractual warranty

Warranty period	18 months
-----------------	-----------

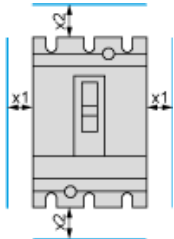
GV7R

Dimensions



(1) 126 for GV7R_220.

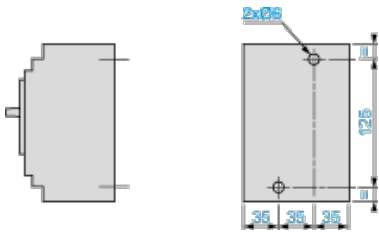
Minimum Electrical Clearance



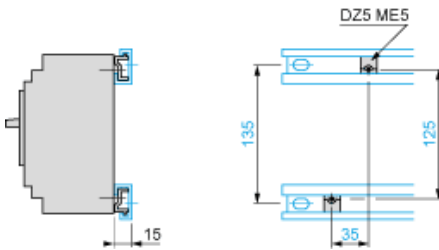
	x1	x2
Painted or insulated metal plate, insulation or insulated bar	0	30
Bare metal plate	$U \leq 440 \text{ V}$	5
	$440 \text{ V} < U < 600 \text{ V}$	10
	$U \geq 600 \text{ V}$	20

GV7R

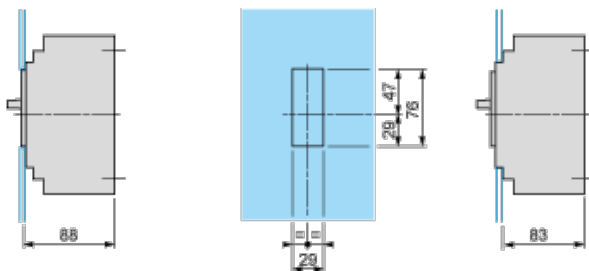
Panel Mounting



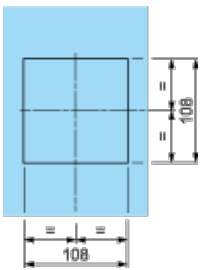
Mounting on 2 Mounting Rails DZ5 MB201



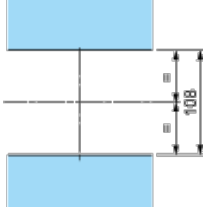
Flush-Mounting



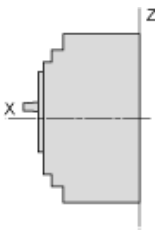
1 circuit breaker GV7R



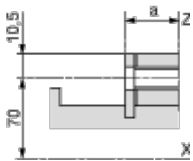
n circuit breakers GV7R side by side



Connection

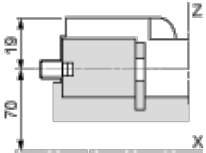


Smooth terminals



	a
GV7R _{40...R} , 150	19.5
GV7R ₂₂₀	21.5

Connectors



Motor Circuit Breakers

GV7 R

