

Flexible, flame-retardant, high performance, polyolefin heat-shrinkable tubing

RNF-100 tubing is a high-quality, heat-shrinkable product for a wide variety of uses. It has become the industry standard for insulation, strain relief, wire bundling, and color-coding in both commercial and military applications. RNF-100 tubing meets the requirements of AMS-DTL-23053/5, Class 1 (colors) and Class 2 (clear).

It is also UL-recognized and CSA-certified at 125°C, 600 V.

Made from flame-retardant polyolefin, RNF-100 tubing has excellent physical, chemical, and electrical properties that meet industrial and military requirements for a highly reliable, general-purpose tubing. It sets itself apart in that it offers



a higher level of performance at elevated temperature, including mechanical abrasion and fluid resistance, than many heat-shrinkable polyolefin tubings available in the marketplace today.

Only a few sizes of RNF-100 tubing are required to cover many substrate diameters.

**Temperature rating**

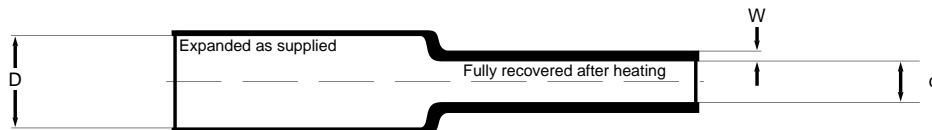
Minimum shrink temperature:	121°C
Continuous operating temperature:	-55°C to 135°C

**Specifications\***

Type	Raychem	Military	 UL	 CSA
RNF-100 Type 1 (colors)	RT-350 Type 1	AMS-DTL-23053/5, Cl. 1	E35586	LR31929
RNF-100 Type 2 (clear)	RT-350 Type 2	AMS-DTL-23053/5, Cl. 2		

\*When ordering, always specify latest issue.

**Dimensions (millimeters/inches)**



Size	Inside diameter		Wall thickness		Size	Inside diameter		Wall thickness					
	D (min.) Expanded as supplied	d (max.) Recovered after heating	W Recovered after heating*	d (max.) Recovered after heating		D (min.) Expanded as supplied	d (max.) Recovered after heating	W Recovered after heating*					
3/64	1.2	0.046	0.6	0.023	0.40 ± 0.08	0.016 ± 0.003	3/4	19.1	0.750	9.5	0.375	0.77 ± 0.08	0.030 ± 0.003
1/16	1.6	0.063	0.8	0.031	0.43 ± 0.08	0.017 ± 0.003	1	25.4	1.000	12.7	0.500	0.89 ± 0.12	0.035 ± 0.005
3/32	2.4	0.093	1.2	0.046	0.51 ± 0.08	0.020 ± 0.003	1 1/4	31.7	1.250	15.9	0.625	1.02 ± 0.15	0.040 ± 0.006
1/8	3.2	0.125	1.6	0.062	0.51 ± 0.08	0.020 ± 0.003	1 1/2	38.1	1.500	19.1	0.750	1.02 ± 0.15	0.040 ± 0.006
3/16	4.7	0.187	2.4	0.093	0.51 ± 0.08	0.020 ± 0.003	2	50.8	2.000	25.4	1.000	1.14 ± 0.16	0.045 ± 0.007
1/4	6.4	0.250	3.2	0.125	0.64 ± 0.08	0.025 ± 0.003	3	76.2	3.000	38.1	1.500	1.27 ± 0.20	0.050 ± 0.008
3/8	9.5	0.375	4.8	0.187	0.64 ± 0.08	0.025 ± 0.003	4	101.6	4.000	50.8	2.000	1.40 ± 0.23	0.055 ± 0.009
1/2	12.7	0.500	6.4	0.250	0.64 ± 0.08	0.025 ± 0.003	5	127.0	5.000	63.5	2.500	1.53 ± 0.23	0.060 ± 0.009

\*\*Wall thickness will be less if tubing recovery is restricted during shrinkage.

**Ordering information**

Colors	<b>Standard</b>	Black (all sizes); clear, white, red, blue, green, and yellow (3/64" through 3")
	<b>Nonstandard</b>	Clear, white, red, blue, and yellow (4" and 5"); brown, orange, violet, and gray (all sizes)
Size selection	Always order the largest size that will shrink snugly over the component being covered.	
Standard packaging	On spools or in 4 foot lengths	
Ordering description	Specify product name, size, and color; for example, RNF-100-1/4-BK (BK=Black).	

## Specification values

			Requirement		
	Property	Unit	Type 1 (colors)	Type 2 (clear)	Method of test
Physical	Dimensions	mm ( <i>inches</i> )	See Reverse	See Reverse	ASTM D 2671
	Longitudinal change	percent	+0, -5	+0, -5	ASTM D 2671
	Tensile strength	psi ( <i>Mpa</i> )	1500 ( <i>10.3</i> ) minimum	1500 ( <i>10.3</i> ) minimum	ASTM D 2671
	Ultimate elongation	percent	200 minimum	200 minimum	ASTM D 2671
	Secant modulus (as supplied)	psi ( <i>Mpa</i> )	2.5 X 10 <sup>4</sup> ( <i>172</i> ) maximum	2.5 X 10 <sup>4</sup> ( <i>172</i> ) maximum	ASTM D 2671
	Specific gravity		1.35 maximum	1.0 maximum	ASTM D 2671
	Low temperature flexibility (4 hours at -55°C/-67°F)		No cracking	No cracking	AMS-DTL-23053
	Heat shock (4 hours at 250°C/482°F)		No dripping, flowing, or cracking	No dripping, flowing, or cracking	AMS-DTL-23053
	Heat resistance (336 hours at 175°C/347°F)				ASTM D 2671
	Followed by test for:				
	Ultimate Elongation	percent	150 minimum	150 minimum	ASTM D 2671
	Color		MIL-STD-104		MIL-STD-104
	Color stability (48 hours at 175°C/347°F)		MIL-STD-104		ASTM D 2671
	Electrical	Dielectric strength	volts/mil ( <i>volts/mm</i> )	500 ( <i>19,680</i> ) minimum	500 ( <i>19,680</i> ) minimum
Volume resistivity		ohm-cm	10 <sup>14</sup> minimum	10 <sup>16</sup> minimum	ASTM D 2671
Chemical	Copper mirror corrosion (16 hours at 175°C/347°F)		No removal of copper	No removal of copper	ASTM D 2671 Procedure A
	Copper contact corrosion (168 hours at 160°C/320°F)		No pitting or blackening of copper	No pitting or blackening of copper	ASTM D 2671 Procedure B
	Copper stability (16 hours at 160°C/320°F)		No brittleness, glazing, cracking, or severe discoloration of tubing	No brittleness, glazing, cracking, or severe discoloration of tubing	ASTM D 2671 Procedure B
	Followed by test for:				
	Ultimate Elongation	percent	200 minimum	200 minimum	ASTM D 2671
	Flammability		Self-extinguishing within 1 minute, 25% maximum flag burn		ASTM D 2671 Procedure B
	Fungus resistance		Rating of 1 or less	Rating of 1 or less	ASTM G 21
	Water absorption (24 hours at 23°C/73°F)	percent	0.5 maximum	0.2 maximum	ASTM D 2671
	Fluid resistance (24 hours at 23°C/73°F) in: JP-8 fuel (MIL-T-5624) Skydrol 500 Hydraulic fluid (MIL-H-5606) Aviation gasoline 100/300 (MIL-G-5572) Water				ASTM D 2671
	Followed by tests for:				
	Dielectric strength	volts/mil ( <i>volts/mm</i> )	400 ( <i>15,760</i> ) minimum	400 ( <i>15,760</i> ) minimum	ASTM D 2671
Tensile strength	psi ( <i>Mpa</i> )	1000 ( <i>6.9</i> ) minimum	1000 ( <i>6.9</i> ) minimum	ASTM D 2671	

Note: Consult RT-350 for specific details about test procedures.  
Raychem is a trademark of Tyco Electronics Corporation.

### Users should independently evaluate the suitability of the product for their application.

#### Tyco Electronics Corporation

300 Constitution Drive  
Menlo Park, CA 94025-1164  
USA  
Tel: (800) 926-2425 (US & Canada)  
Tel: +1 (650) 361-3860 (All other countries)

Faraday Road  
Dorcan, Swindon, SN3 5HH  
United Kingdom  
Tel: +44 1793 528171

3816 Noborito, Tama-ku  
Kawasaki, Kanagawa 214-8533  
Japan  
Tel: +81 44 900 5102

Asia Pacific Headquarters  
26 Ang Mo Kio, Industrial Park 2  
Singapore 569507  
Tel: +65 4866 151

All information, including illustrations, is believed to be reliable. Users, however, should independently evaluate the suitability of each product for their application. Tyco Electronics Corporation makes no warranties as to the accuracy or completeness of the information, and disclaims any liability regarding its use. Tyco Electronics Corporation's only obligations are those in the Standard Terms and Conditions of Sale for these products and in no case will Tyco Electronics Corporation be liable for any incidental, indirect, or consequential damages arising from the sale, resale, use, or misuse of the product. Tyco Electronics Corporation's Specifications are subject to change without notice. In addition, Tyco Electronics Corporation reserves the right to make changes in materials or processing without notification to the Buyer which do not affect compliance with any applicable specification.

For more information about this product visit [www.tycoelectronics.com](http://www.tycoelectronics.com)