



Certifications & Ratings

- RoHS compliant

Application

The 608 Series LED Panel Mount Indicators are designed for a variety of applications such as.

- Main power indication
 - Remote power indication
 - Status indication
 - Maintenance and warning indication
 - Instrumentation
- ... and many more!

Dimensions

inches [mm]

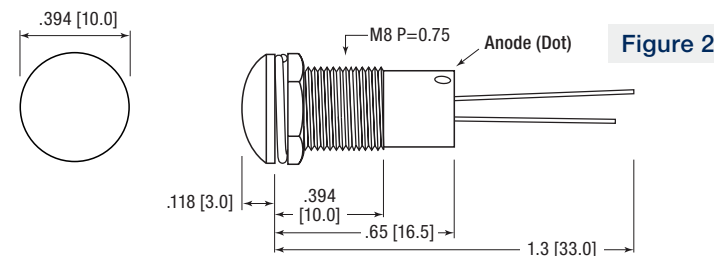
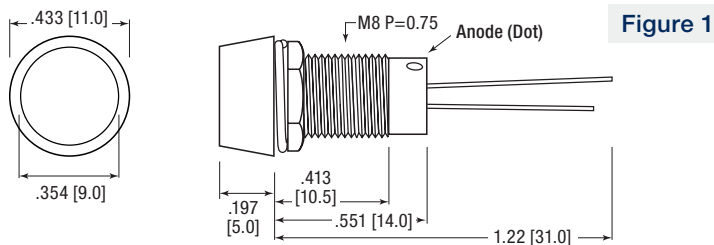


Figure 3

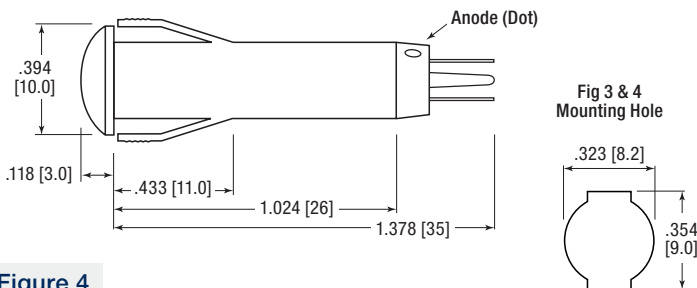


Figure 4



Mechanical Information

Mounting Hole Size: 0.323" (8.2 mm) (Fig. 1 & 2),
Snap-Fit see Fig. 3 & 4

Max Panel Thickness: See part numbers

Mounting Torque: 0.217 lbs/ft or 3 kg/cm (Fig. 1 & 2 only)

Specifications

Voltage Options: 2 VDC (resistor required)
6, 12 & 24 VDC (no resistor required)

Operating Temp: -25 °C to +85 °C (-13 °F to +185 °F)

Storage Temp: -25 °C to +85 °C (-13 °F to +185 °F)

Electrical Connection: Leads (Fig. 1 & 2),
Solder terminals (Fig. 3 & 4)

Housing: Polycarbonate

Terminals: Copper – Nickel Plated

Lock Washer: Iron – Nickel Plated

Nut: Brass – Nickel Plated

Ordering Information 608 Series

Part Number	Color	Voltage (V DC)	Current (mA)	Typical Intensity (mcd)	Figure	Panel Thickness
-------------	-------	----------------	--------------	-------------------------	--------	-----------------

Lock Washer & Nut

608-1131-110F	● Red	2	15	20	1	0.236" (6 mm)
608-1231-110F	● Green			15		
608-1331-110F	● Yellow			4		
608-3131-110F	● Red			20	2	
608-3231-110F	● Green			15		
608-3331-110F	● Yellow			4		

Snap-Fit

608-1132-220F	● Red	6	15	60	3	0.197" (5 mm)
608-1232-220F	● Green			110		
608-1332-220F	● Yellow			90		
608-1132-230F	● Red	12		60		
608-1232-230F	● Green			110		
608-1332-230F	● Yellow			90		
608-1132-240F	● Red	24		60		
608-1232-240F	● Green			110		
608-1332-240F	● Yellow			90		
608-2132-220F	● Red	6		60	4	
608-2232-220F	● Green			110		
608-2332-220F	● Yellow			90		
608-2132-230F	● Red	12		60		
608-2232-230F	● Green			110		
608-2332-230F	● Yellow			90		
608-2132-240F	● Red	24	60			
608-2232-240F	● Green		110			
608-2332-240F	● Yellow		90			

Dialight reserves the right to make changes at any time in order to supply the best product possible. The most current version of this document will always be available at: www.dialightsignalsandcomponents.com

Warranty Statement: Except for the warranty expressly provided for [herein/above/below], Dialight disclaims any and all other warranties, express or implied, including, without limitation, any warranties of merchantability, fitness for a particular purpose, title, and noninfringement.