THIS DRAWING IS UNPUBLISHED. RELEASED FOR PUBLICATION 20
© COPYRIGHT 20 BY - ALL RIGHTS RESERVED.

creo
Creo Parametric 2.0
DO NOT REVISE EXCEPT BY CAD

REVISIONS

P	LTR	DESCRIPTION	DATE	DWN	APVD
	D1	REVISED BY ECO-09-023300	24/NOV/2009	MAS	TA
	E	REVISED DESIGN ECO-13-018731	03DEC2013	NCL	NMS

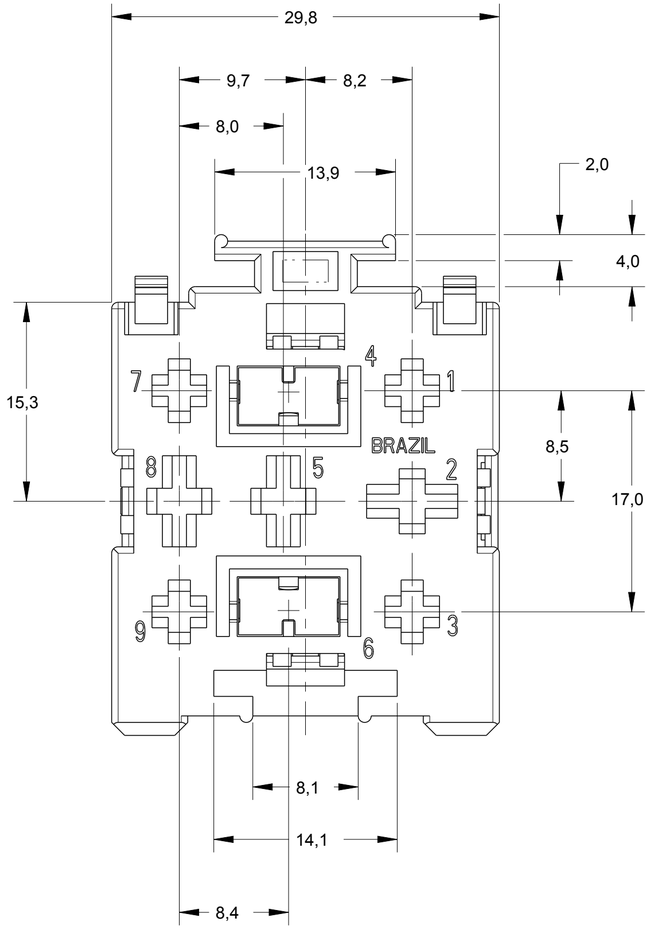

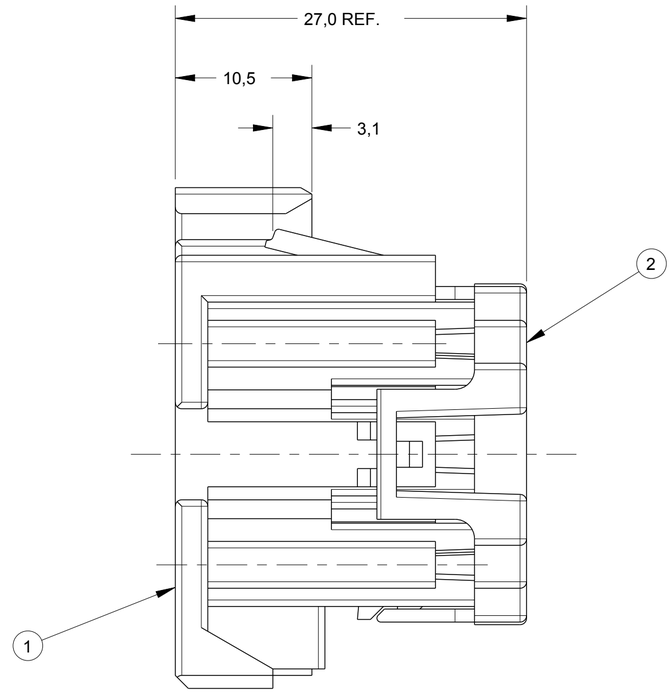

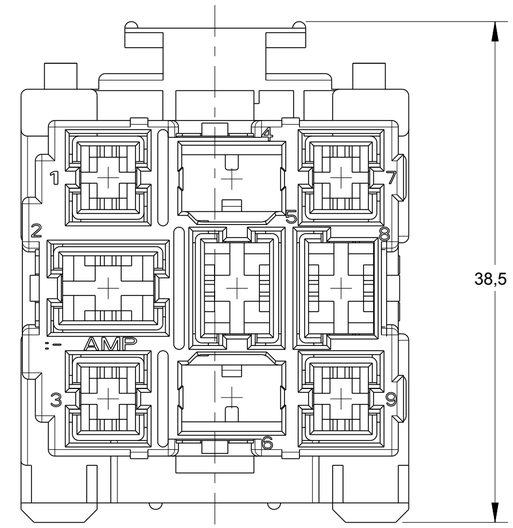

1 - OS ITENS 1 E 2 SÃO FORNECIDOS COMO MOSTRADO.

2 - EMBALAGEM PARA EXPORTACAO.

1 -ITENS 1 AND 2 ARE SUPPLIED AS SHOWN.

2 -PACKAGING FOR EXPORT.

1–9	1–8	1–7	1–6	1–5	1–4	1–3	1–2	1–1	-9	-8	-7	-6	-5	-4	-3	-2	-1	ITEM	DESCRIPTION	MATERIAL	FINISH
1	1	1	1	1	1	1	1	1	1	1	1	1	1	1	1	1	1	2	COVER CAP	PA6-20%GB+10%GF	VIOLETA/VIOLET
1									1									1	HSG 9 POSN COMB,JR/STD P TIMER	↑	LARANJA/ORANGE
	1									1								↑	↑		CINZA/GRAY
		1									1										VERDE/GREEN
			1									1									BRANCO/WHITE
				1									1								AZUL/BLUE
					1									1							AMARELO/YELLOW
						1									1						VERMELHO/RED
							1									1					MARROM/BROWN
								1									1	1	HSG 9 POSN COMB,JR/STD P TIMER	PA 66+15%FV/GF	PRETO/BLACK
REQ.PER ASSY																					
444314																					

GRAVAÇÕES MARKINGS
LOGOTIPO AMP AMP LOGO
CÓDIGO PAÍS PRODUTOR MANUFACTURER COUNTRY CODE
NÚMERO COMPONENTE TE TE COMPONENT NUMBER
IDENTIFICAÇÃO CIRCUITO CIRCUIT IDENTIFICATION
PAÍS PRODUTOR MANUFACTURER COUNTRY

THIS DRAWING IS A CONTROLLED DOCUMENT.

DIMENSIONS: mm

TOLERANCES UNLESS OTHERWISE SPECIFIED:
0 PLC ±-
1 PLC ±0,3
2 PLC ±0,2
3 PLC ±-
4 PLC ±-
ANGLES ±-

MATERIAL: TBD -

FINISH: - -

DWN M.L.OGAWA 28FEB2000
CHK P.L.FARIA 06JUL2000
APVD J.M.M.NETO 06JUL2000
PRODUCT SPEC -
APPLICATION SPEC -
WEIGHT -

TE Connectivity

NAME: HSG.,ASSY.,9 POSN.,COMBINED JR/STD POWER TIMER -

SIZE A2 | CAGE CODE - | DRAWING NO ©-444314 | RESTRICTED TO -

CUSTOMER DRAWING | SCALE 2:1 | SHEET 1 OF 1 | REV E

1471-9 (3/13)