





VLS252012ET-1R5N

Applications	 Commercial Grade
Feature	 Wire Wound
	 Magnetic Shield
	 Ferrite Core
Series	VLS-E Series / VLS252012E Type
Status	PROD



Size	
Length(L)	2.50mm +/-0.10mm
Width(W)	2.00mm +/-0.10mm
Thickness(T)	1.20mm Max.

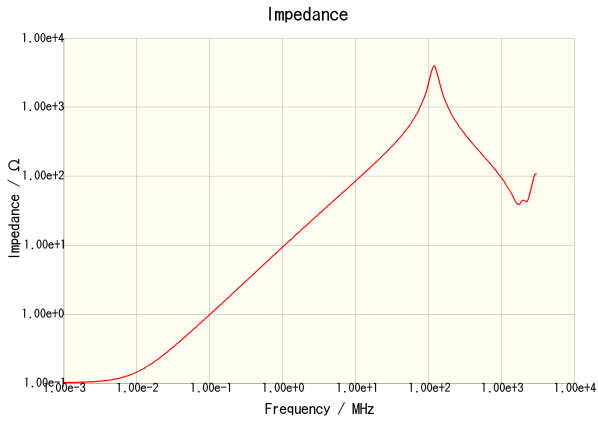
Electrical Characteristics	
Inductance	1.5uH +/-30% at 1MHz
Rated Current	2A
Rated Current (L Change) [Typ.]	2A (30% Down)
Rated Current (L Change) [Max.]	1.8A (30% Down)
Rated Current (Temperature Rise) [Typ.]	1.45A (40degC Rise)
DC Resistance [Nom.]	105mΩ
DC Resistance [Max.]	126mΩ

Other	
Operating Temp. Range (Including Self-Temp. Rise)	-40 to 105degC
Soldering Method	Reflow
AEC Q200	No
Packing	Blister (Plastic)Taping [180mm Reel]
Package Quantity	2000 Pcs Min.
Weight	0.024g

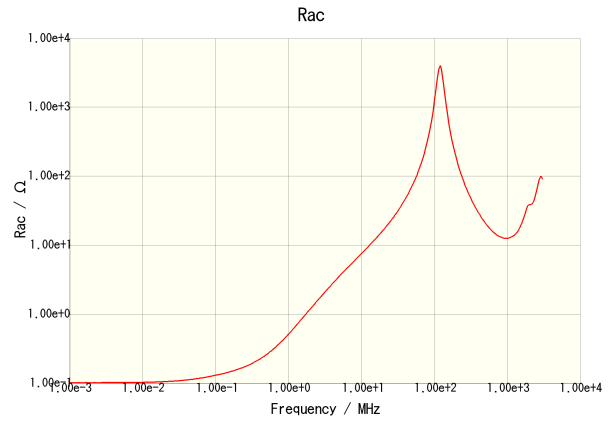
•This PDF document was created based on the data listed on the TDK Corporation website.
 •All specifications are subject to change without notice.

VLS252012ET-1R5N

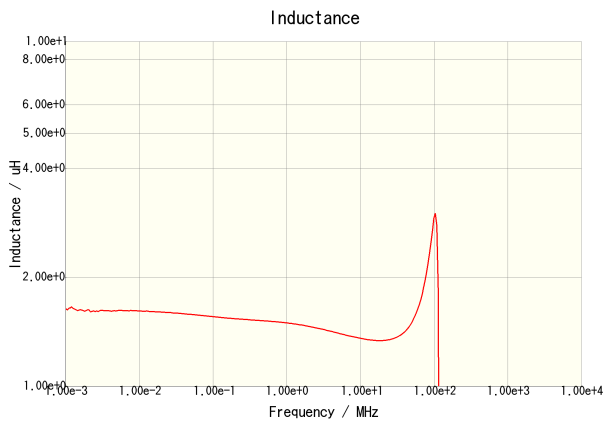
Characteristic Graphs



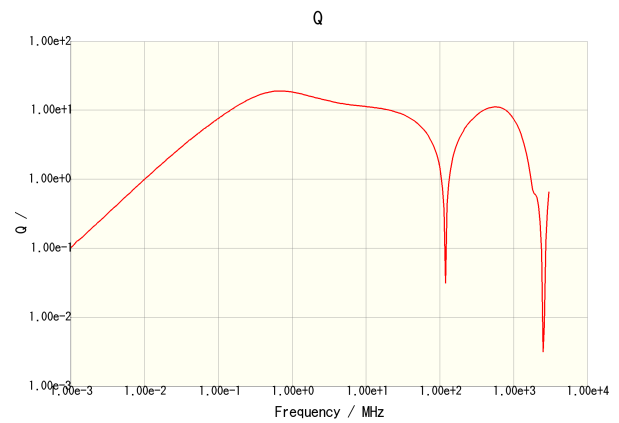
VLS252012ET-1R5N



VLS252012ET-1R5N



VLS252012ET-1R5N

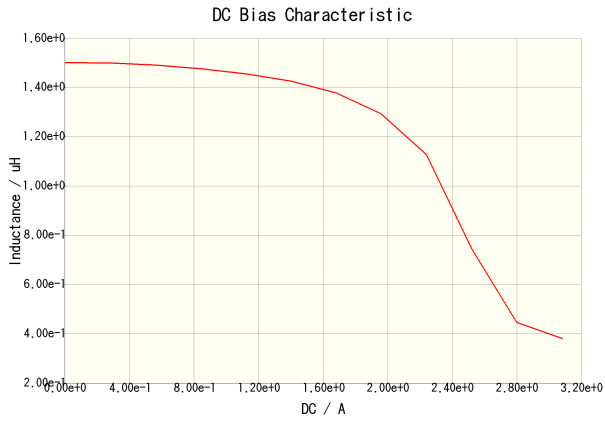


VLS252012ET-1R5N

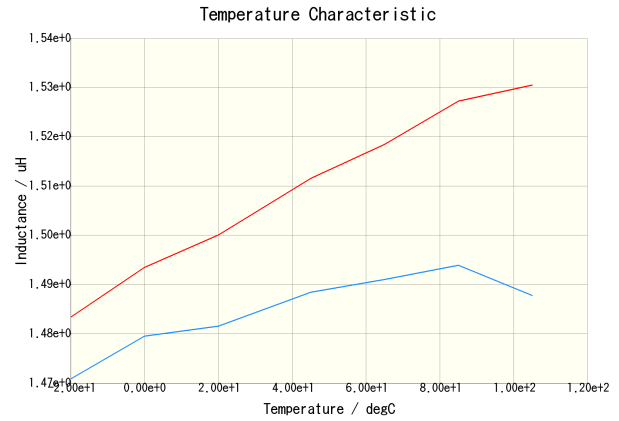
•This PDF document was created based on the data listed on the TDK Corporation website.
 •All specifications are subject to change without notice.

VLS252012ET-1R5N

Characteristic Graphs

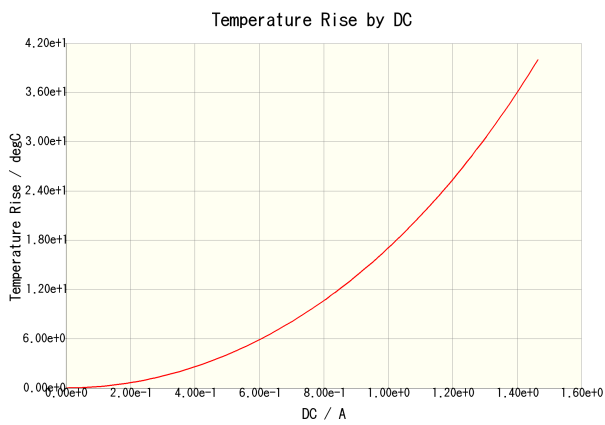


VLS252012ET-1R5N(Amb. Temp. = 20degc)



VLS252012ET-1R5N(DC = 0A)

VLS252012ET-1R5N(DC = 0.725A)



VLS252012ET-1R5N(Amb. Temp. = 20degc)

•This PDF document was created based on the data listed on the TDK Corporation website.
 •All specifications are subject to change without notice.