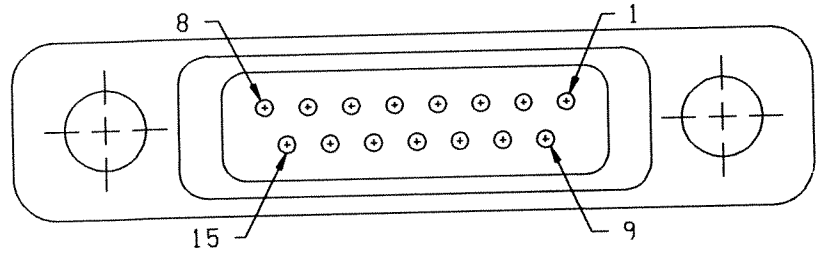
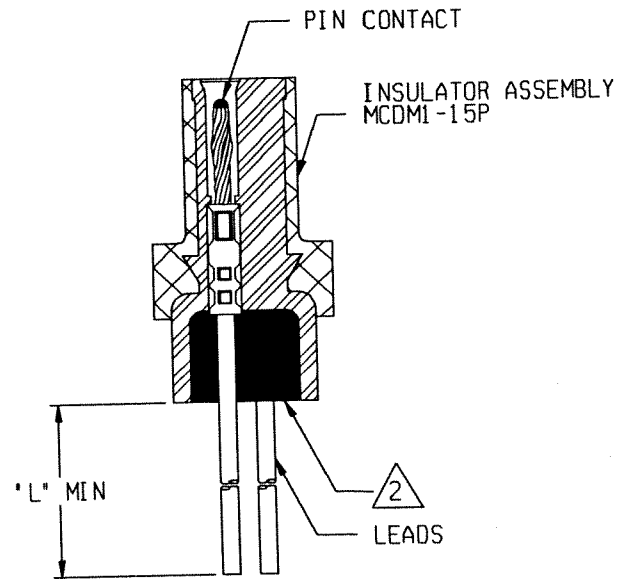
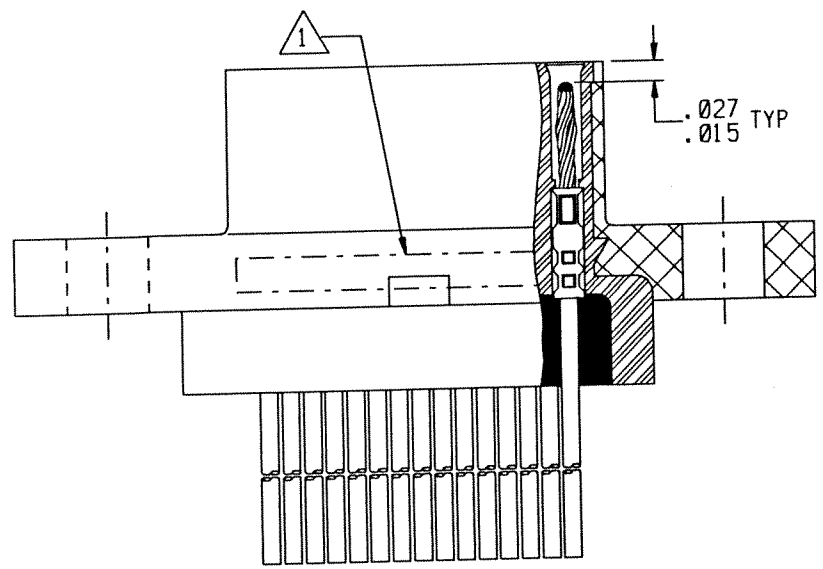
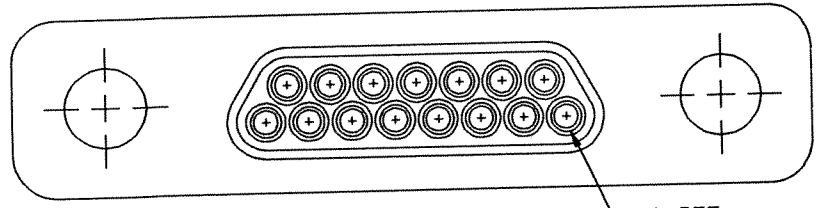


REVISION					
ZONE	LTR	ECN	DESCRIPTION	DATE	APPROVED
	C	39399	GENERAL DWG UPDATE	9/22/99	MEL



NOTES: UNLESS OTHERWISE SPECIFIED

- ▲ MARK PER TIS.
- ▲ POTTING COMPOUND USED IS 194-8102-6215/6225.
- 3. CRIMP LEADS INTO CONTACTS PER MEP 302-05.
- 4. EPOXY WICKING FROM THE REAR OF INSULATOR ON INSULATED LEADS MUST NOT EXCEED .125 MAX ON #25 AWG AND SMALLER LEADS AND .200 MAX ON #24 AWG AND LARGER LEADS.

UNLESS OTHERWISE SPECIFIED DIMENSIONS ARE IN INCHES. TOLERANCE ARE:			APPROVALS	
FRACTIONS ± 1/8	DECIMALS .XX ± .01 .XXX ± .005	ANGLES ± 2°	SIGNATURE	DATE
MATERIALS:			DRAWN BY MEL F. CAMPOS	09/16/99
			P.E. <i>[Signature]</i>	9/22/99
			M.E.	
			D.A.	
FINISH:			THIS DOCUMENT IS THE PROPERTY OF MICRODOT CONNECTORS, A DIVISION OF UNI-STAR INDUSTRIES INC. USE OF THIS DOCUMENT OR ANY PART THEREOF IS STRICTLY FORBIDDEN WITHOUT THE EXPRESS WRITTEN PERMISSION OF MICRODOT CONNECTORS, A DIVISION OF UNI-STAR INDUSTRIES INC.	

MICRODOT CONNECTORS
A DIVISION OF UNI-STAR INDUSTRIES INC.
306 PASADENA AVE., SO. PASADENA, CA 91030

METAL SHELL 'D' CONNECTOR
MCDMI-B-15P

PROD CODE
842

CODE
M

SIZE A	CODE IDENT NO. 98278	DRAWING NO. 095-0000-0075
SCALE: NONE		SHEET 1 OF 1