THIS DRAWING IS UNPUBLISHED.
VERTRAULICHE UNVEROEFFENTLICHTE ZEICHNUNG
© COPYRIGHT - -
RELEASED FOR PUBLICATION - - -
FREI FUER VEROEFFENTLICHUNG
ALL RIGHTS RESERVED.
ALLE INTERNATIONALEN RECHTE VORBEHALTEN.

MATED WITH:
PASSEND ZU:

LOC	DIST
–	–

PROJEKT NR.:

REVISIONS
AENDERUNGEN

P	LTR	DESCRIPTION BESCHREIBUNG	DATE	DWN	APVD
	A1	NEW DASH NUMBERS ADDED	18JUL2011	GTO	FKA
	A2	BATCH NUMBER CHANGED	28JUL2011	GTO	FKA
	A3	0- -X PARTS OBSOLETED	06NOV2013	VA	FKA
	A4	0-1991225-1 - REACTIVATED	19APR2017	TSV	FKA

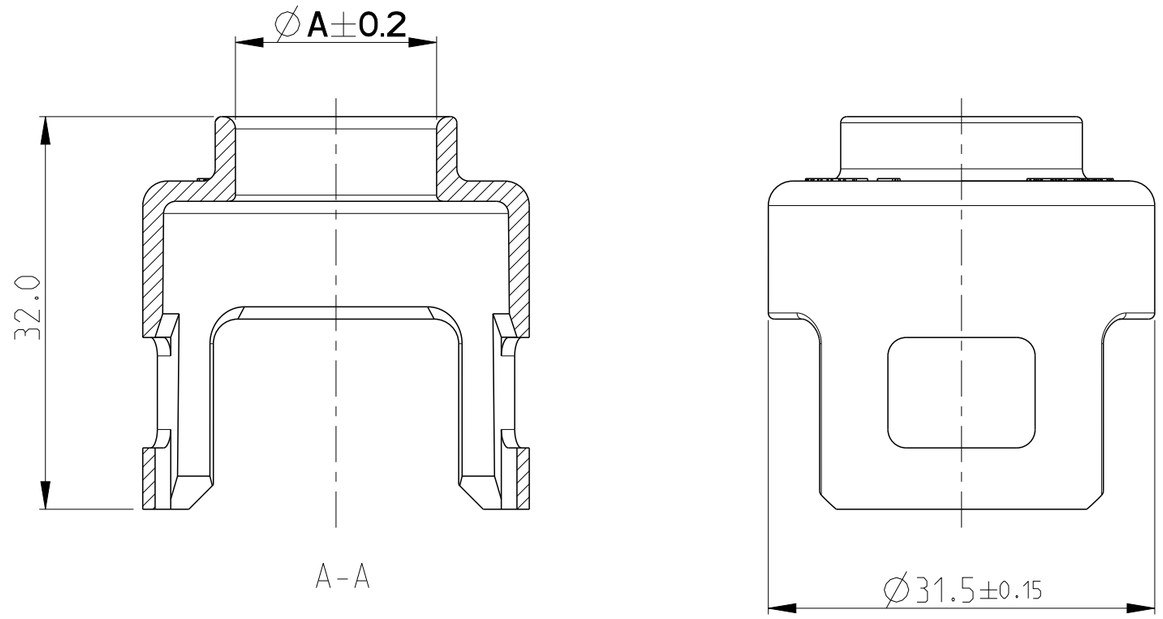

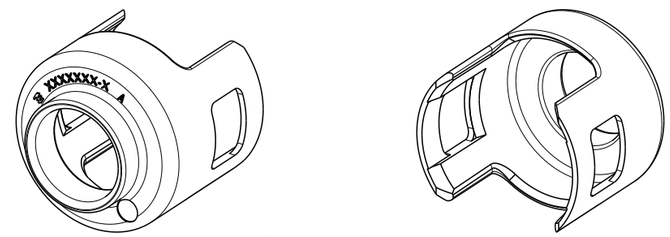

3D VIEWS
1:1

NOTES:
Bemerkungen:

1 SUPPLIED FORM: LOOSE PIECE PACKED INTO CARTON
Lieferform: Schuettgut in Karton verpackt

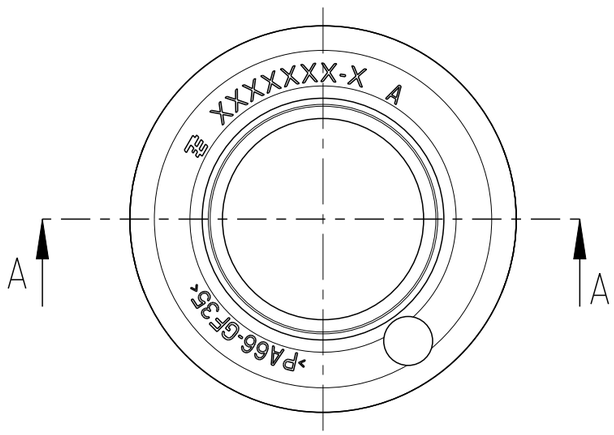

2- -7 AS SHOWN

	TE-PN	FOR WIRE DIAMETER [mm]	DIM. A	MATERIAL	BATCH	COLOUR	VOL. [cm 3]
	1-1991225-7	15.8-0.6	16.4	PA66-GF35 ULTRAMID A3EG7 0-0702661-2	BATCH 0-1573806-1 Orange 2,5-4% SIMILAR RAL 2003 Aehnlich RAL2003	ORANGE Orange	3.6
	1-1991225-6	14.4-0.6	15.0				
	1-1991225-5	12.2-0.6	12.8				
	1-1991225-4	10.2-0.6	10.8				
	1-1991225-3	10.8±0.5	11.9				
	1-1991225-2	14.9±0.3 / 14.5±0.3	15.6				
	1-1991225-1	12.7±0.3	13.8				
OBSOLETE	0-1991225-7	15.8-0.6	16.4	PA66-GF35 ULTRAMID A3EG7 0-0702661-1	-	BLACK Schwarz	
OBSOLETE	0-1991225-6	14.4-0.6	15.0				
OBSOLETE	0-1991225-5	12.2-0.6	12.8				
OBSOLETE	0-1991225-4	10.2-0.6	10.8				
OBSOLETE	0-1991225-3	10.8±0.5	11.9				
OBSOLETE	0-1991225-2	14.9±0.3 / 14.5±0.3	15.6				
A4	0-1991225-1	12.7±0.3	13.8				

THIS DRAWING IS A CONTROLLED DOCUMENT.
DIESES ZEICHNUNGSDOKUMENT WIRD DURCH AMP INCORPORATED KONTROLLIERT. AENDERUNGEN, DIE DEM TECHNISCHEN FORTSCHRITT DIENEN, SIND VORBEHALTEN. DEN JEWEILS LETZTGUELTIGEN AENDERUNGSSTAND ERFAHREN SIE AUF ANFRAGE.

DIMENSIONS: MASSEINHEITEN: mm

TOLERANCES UNLESS OTHERWISE SPECIFIED: ALLGEMEINTOLERANZEN
0 PLC ±
1 PLC ±
2 PLC ± ±0.5
3 PLC ±
4 PLC ±
ANGLES/WINKEL ±1°

MATERIAL SEE TABLE
FINISH/OBERFLAECHE/FARBE SEE TABLE

TOLERANCING ISO 8015
TOLERIERUNG ISO 8015

TOLERANCES UNLESS OTHERWISE SPECIFIED ACC. TO DIN 16901-140 CENTRIC TO NOMINAL DIMENSION. EDITION 1982-11 SHALL APPLY.
Freimasstoleranzen nach DIN 16901-140. Es gilt die Ausgabe 1982-11.

DWN S.Avdovic 19OKT2010
CHK U.Hoeppner 19OKT2010
APVD F.Kahny 19OKT2010
PRODUCT SPEC PRODUKTSPEZ. –
APPLICATION SPEC VERARBEITUNGSSPEZ. –
WEIGHT GEWICHT SEE TABLE

TE Connectivity

NAME
PROTECTIVE COVER
Schutzkappe
–

SIZE	CAGE CODE	DRAWING NO ZEICHNUNGS-NR.	RESTRICTED TO NUR FUER
A3	–	C-1991225	–

CUSTOMER DRAWING /KUNDENZEICHNUNG
SCALE MASSSTAB 2:1
SHEET BLATT 1 OF VON 1
REV A4

1470-19 (3/11)