

## General Specifications

**Motor Structure:** Shaded Pole Induction Motor  
**Motor Protection:** Thermal Protection  
**Insulation Resistance:**  
 10M Ω or over with a DC500V Megger  
**Dielectric Withstand Voltage:** AC 700V 1s  
**Allowable Ambient Temperature Range:**  
 -10°C ~ +65°C (Operating)  
 -40°C ~ +70°C (Storage)  
 (non-condensing environment)

## Expected Life

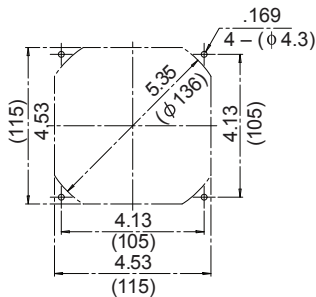
**Failure Rate: 10%**  
 25°C 100,000 Hours

## Material

**Casing** : Aluminum (Black Painting)  
**Impeller** : Plastic (Black) UL94V-0  
**Lead Wire** : AWG22, UL3266  
**or Terminal** : Faston #110 or equivalent

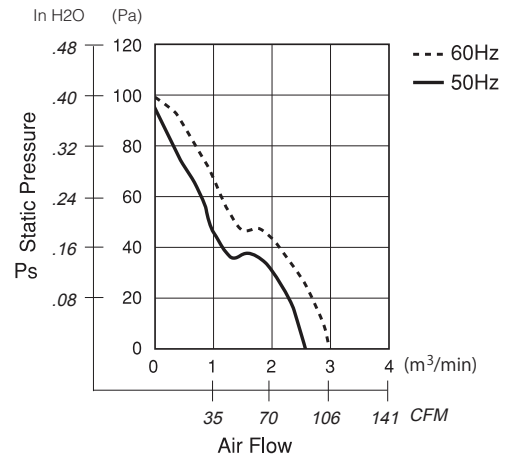
## Panel Cut-Outs

Units: inch (mm)

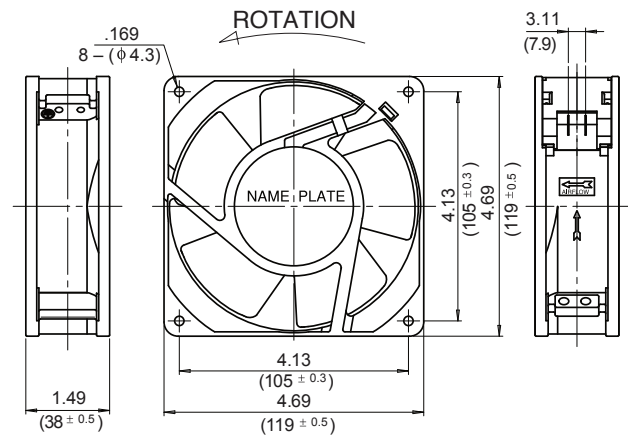


INLET SIDE / OUTLET SIDE

## Characteristic Curves



## Outline



## Specifications

MODEL	LEGACY P/N	Rated Voltage	Frequency	Starting Voltage	Current	Input Power	Speed	Max. Air Flow		Max. Static Pressure		Noise	Mass
		(V)	(Hz)	(V)	(A) <sup>1</sup>	(W)	(min <sup>-1</sup> ) <sup>2</sup>	CFM <sup>1</sup>	(m³/min) <sup>2</sup>	in H <sub>2</sub> O	(Pa) <sup>2</sup>	(dB) <sup>2</sup>	(g)
** 11938SB-A0N-NP-00	4715HS-10T-B5A-B00	100	50	65	0.370	18.0	2600	91.8	2.60	0.380	94.0	40	570
		100	60	65	0.290	15.5	3100	105.9	3.00	0.400	100.0	44	570
11938SB-A1N-NP-00	4715HS-12T-B5A-A00	115	50	75	0.320	18.0	2600	91.8	2.60	0.380	94.0	40	570
		115	60	75	0.250	15.5	3100	105.9	3.00	0.400	100.0	44	570
** 11938SB-B0N-NP-00	4715HS-20T-B5A-B00	200	50	130	0.180	18.0	2600	91.8	2.60	0.380	94.0	40	570
		200	60	130	0.150	15.5	3100	105.9	3.00	0.400	100.0	44	570
** 11938SB-B2N-NP-00	4715HS-22T-B5A-B00	220	50	145	0.160	18.0	2600	91.8	2.60	0.380	94.0	40	570
		220	60	145	0.130	15.5	3100	105.9	3.00	0.400	100.0	44	570
11938SB-B3N-NP-00	4715HS-23T-B5A-A00	230	50	175	0.160	18.0	2600	91.8	2.60	0.380	94.0	40	570
		230	60	175	0.120	15.5	3100	105.9	3.00	0.400	100.0	44	570
** 11938SB-B4N-NP-00	4715HS-24T-B5A-A00	240	50	175	0.150	18.0	2600	91.8	2.60	0.380	94.0	40	570
		240	60	175	0.120	15.5	3100	105.9	3.00	0.400	100.0	44	570

Rotation: Counterclockwise      Airflow Outlet: Air Out Over Struts  
 \*\* Contact NMB for Availability

<sup>1</sup>: Maximum Values in Free Air  
<sup>2</sup>: Average Values in Free Air  
<sup>3</sup>: Minimum Values in Free Air