

Rast 5 Power Relay 419 11 (EA/. .)

- 2 pole 16A, 2 form A (2 NO) contacts
- Safety mains insulation
- Quick connect terminals 6.3x0.8mm
- Contact gap >3mm
- 4kV/8mm coil-contact
- Snap or screw mounting
- Product in accordance to IEC 60335-1

Typical applications

Industrial and domestic appliances, heating controls,
absolute safe power supply disconnection



F0255-CI

Approvals

VDE REG.-Nr. 5064 ÜG, UL E214024
Technical data of approved types on request

Contact Data

Contact arrangement	2 form A (2 NO)
Contact gap	>3mm
Rated voltage	250VAC
Max. switching voltage	400VAC
Rated current	16A
Limiting making current, max 4 s, duty factor 10%	25A
Contact material	AgCu3
Contact style	bifurcated contact
Frequency of operation, with/without load	900/36000h ⁻¹

Contact ratings

Type	Contact	Load	Cycles
IEC 61810			
0419 .. 03	2 A (2 NO)	16A, 250VAC, cosφ=1, 85°C	250x10 ³
0419 .. 04	2 A (2 NO)	12A, 250VAC, cosφ=1, 85°C	250x10 ³
0419 .. 03	2 A (2 NO)	20A, 250VAC, cosφ=1, 85°C	6x10 ³
0419 .. 12 & 13	2 A (2 NO)	16A, 250VAC, cosφ=1, 85°C	250x10 ³
0419 .. 12 & 13	2 A (2 NO)	12A, 400VAC, cosφ=1, 85°C	250x10 ³
0419 .. 12 & 13	2 A (2 NO)	20A, 250VAC, cosφ=1, 85°C	6x10 ³

Mechanical endurance

DC coil	>2x10 ⁶ operations
AC coil	>0.5x10 ⁶ operations

Coil Data

Coil voltage range	
DC coil	6 to 60VDC
AC coil	24 to 400VAC
Operative range, IEC 61810	
DC coil	1
AC coil	2

Coil versions, DC coil

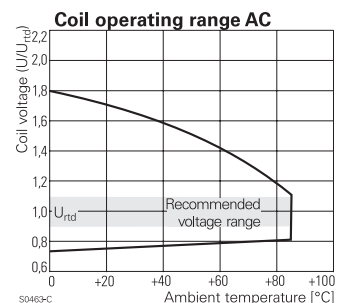
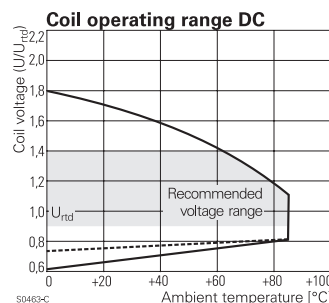
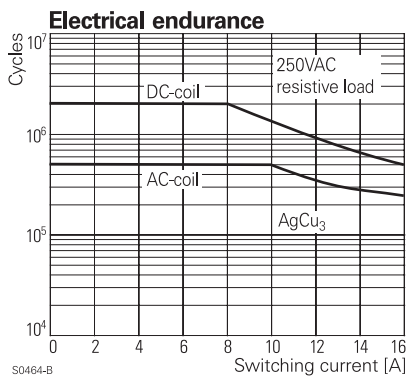
Coil code	Rated voltage VDC	Operate voltage VDC	Release voltage VDC	Coil resistance Ω±10%	Rated coil power mW
10	6	3.5	0.4	50	720
11	10	6.0	0.7	150	667
12	12	7.5	0.9	200	720
13	24	15.0	1.8	800	720

All figures are given for coil without pre-energization, at ambient temperature +23°C.
Other coil voltages on request.

Coil versions, AC coil

Coil code	Rated voltage 50/60Hz VAC	Operate voltage VAC	Release voltage VAC	Coil resistance Ω±10%	Rated coil power VA
01	200	160	15	4050	2.2
03	220/240	187	16	4500	2.2
04	100/120	80	7	850	2.2

All figures are given for coil without pre-energization, at ambient temperature +23°C, 50Hz.
Other coil voltages on request.



Rast 5 Power Relay 419 11 (EA/. .) (Continued)

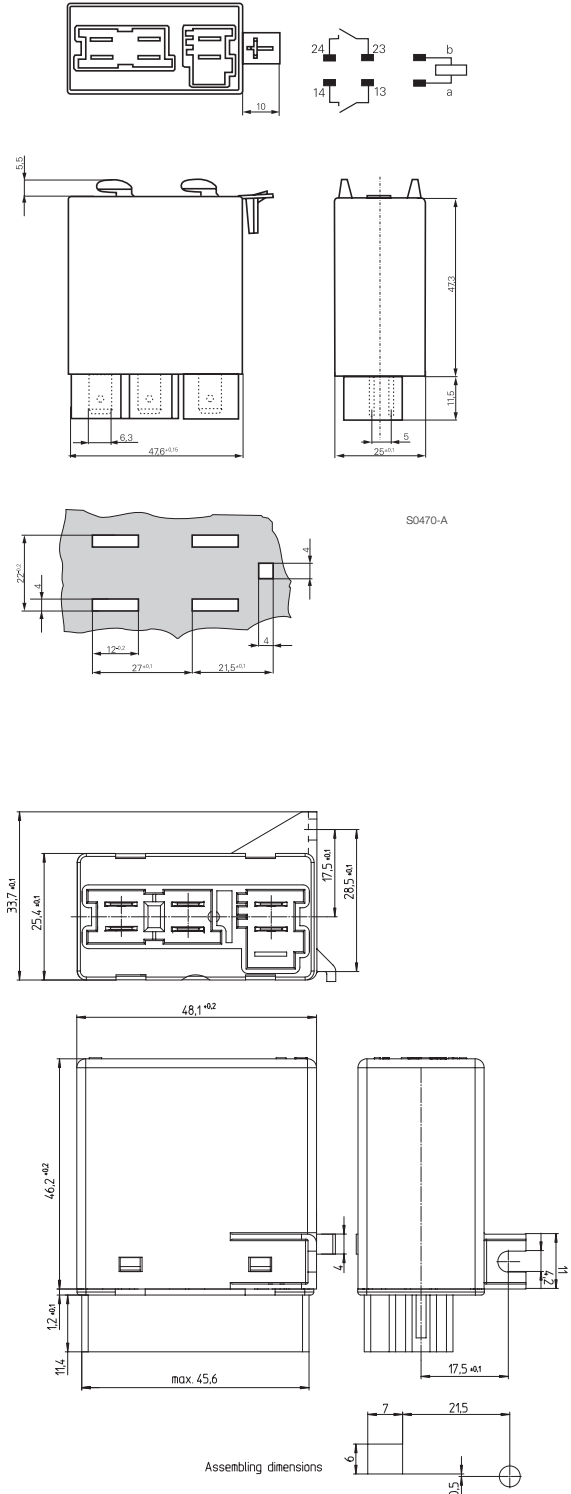
Insulation Data

Initial dielectric strength	
between open contacts	2000V ^{rms}
between contact and coil	4000V ^{rms}
between adjacent contacts	4000V ^{rms}
Clearance/creepage	
between contact and coil	≥6/8mm
Material group of insulation parts	IIIa
Tracking index of relay base	PTI250

Other Data

Material compliance: EU RoHS/ELV, China RoHS, REACH, Halogen content refer to the Product Compliance Support Center at www.te.com/customer-support/rohssupportcenter	
Resistance to heat and fire	according EN60335, par.30
Ambient temperature	-20 to +85°C
Category of environmental protection	
IEC 61810	RTI - dust protected
Vibration resistance (functional), 50 to 500Hz	2g
Shock resistance (destructive)	80g
Terminal type	Rast 5 connector
Mounting	snap mounting, screw mounting
Weight	92 g
Packaging unit	50 pcs.

Dimensions



Rast 5 Power Relay 419 11 (EA/. .) (Continued)

Product code structure

Typical product code **0419 1 1 03 0 1 00**

Type	0419 Rast 5 Power Relay 419 11 (EA/. .)
Mounting	1 Snap mounting, 1.0mm panel 2 Snap mounting, 1.5mm panel 3 Screw mounting
Version	1 2 coil connectors 2 3 coil connectors
Coil	Coil code: please refer to coil versions table
Contact material	0 AgCu 3
Contact connectors	1 Silver plated
Version	00 Standard

Other types on request

Product code	Version	Cont. material	Cont.arrangement	Coil	Part number
0419 11 0301 00	Snap Mounting	AgCu3	2 form A,	AC coil	3-1415419-5
0419 11 1201 00	1.0mm plate		2 NO	DC coil	4-1415419-0
0419 11 1301 00			contacts		4-1415419-2
0419 31 0301 00	Screw Mounting			AC coil	4-1415419-9
0419 31 1301 00				DC coil	5-1415419-5