

“Stay Connected” with



Power Components

a PennEngineering® Company



- **Easy loading for increased molding efficiency.**
- Use inexpensive Heyco load pins (consult Heyco for details on our complete line of blades and pins).
- **Reduce PVC usage** and allow more cavities per mold.
- All Ground blades feature 90° leg for **twist-locking mechanism.**
- .056" gauge material, cut-out shapes and radius are all UL Specified.
- DFARS Compliant

Heyco® Turn-2-Lock Cordset Contacts

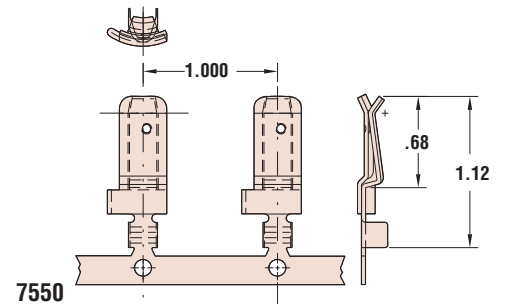
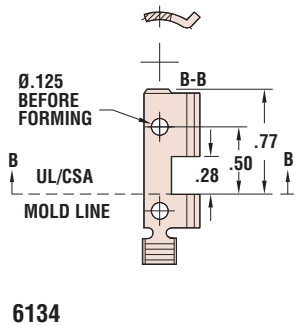
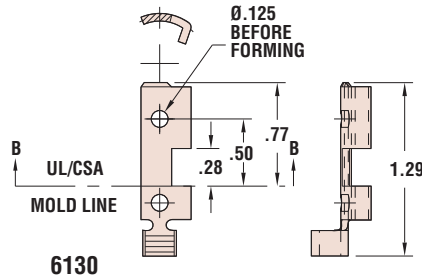
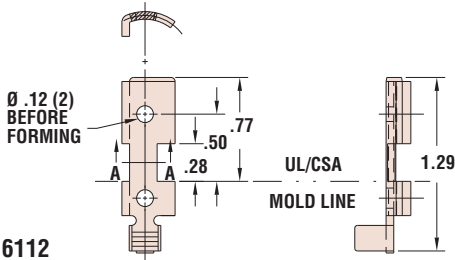
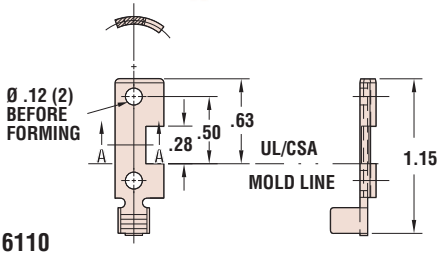
For Finished, Custom Turn-2-Lock Cord and Plug Sets, see Section 9
15 Amp

PART DATA			PART NO.		APPLICATION TOOLING*			
Type	AWG Range	Material		Die**	Feeds	Tool Packs	Crimp Punch	Anvil
Male - for snap together Male Nylon Premold Bridges see page 8-20								
TL-L5-15-W&B†	18-14	Brass	6150	6150UXX5	Bulk	B958/B959	C663	C667
TL-L5-15-G	18-14	Brass	6152	6152UXX5				
TL-L5-15-W&B†	16-10	Brass	6110	6110UXX5				
TL-L5-15-G	16-10	Brass	6112	6112UXX5				
TL-L6-15-G	18-14	Brass	6164	6164UXX5				
	16-10	Brass	6134	6134UXX5				
TL-L7-15-G	18-14	Brass	6160	6160UXX5				
	16-10	Brass	6130	6130UXX5				
Female - for snap together Female Nylon Premold Shells see page 8-20								
TLR-L5-15	16-10	Brass	7550	7550UXX5	Left to Right	B972L/B973L	C784	C783
TLR-L7-15	16-10	Brass	7551	7551UXX5	Left to Right	B972L/B973L	C784	C783

* Use the Heyco Universal Applicator Die (indicated by “U” in the Die Part No.), page 8-59.

** “XX” represents Wire Gauge. Please specify Wire Gauge when ordering.

† Can be used for L6 and L7-15 configurations.



Quick Specs

Materials

Alloy 260 Brass (70% Cu, 30% Zn. Higher Cu content resists dezincification)
 6/6 Nylon