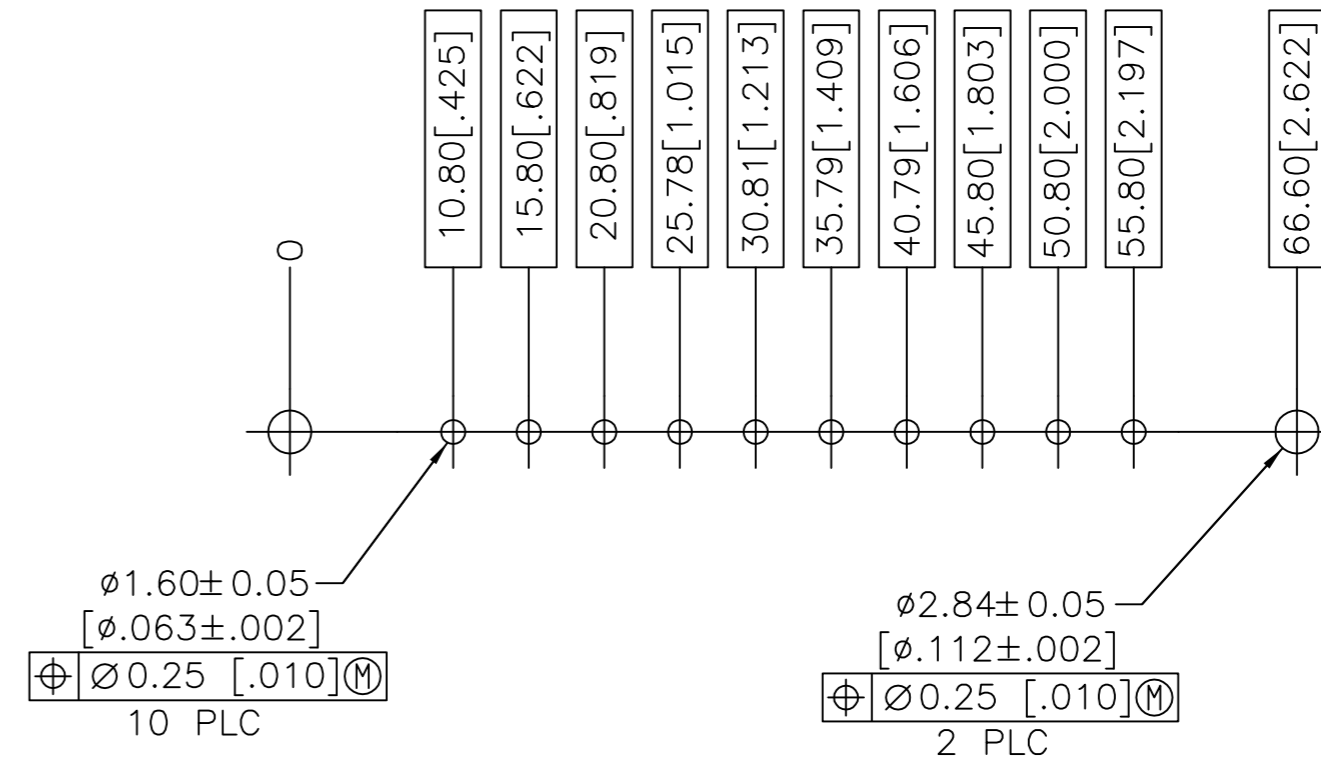
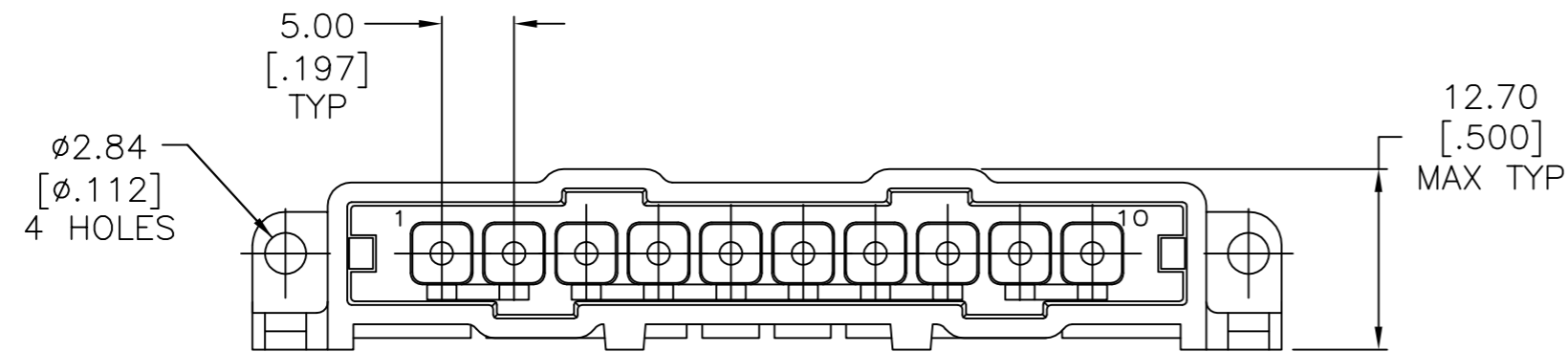
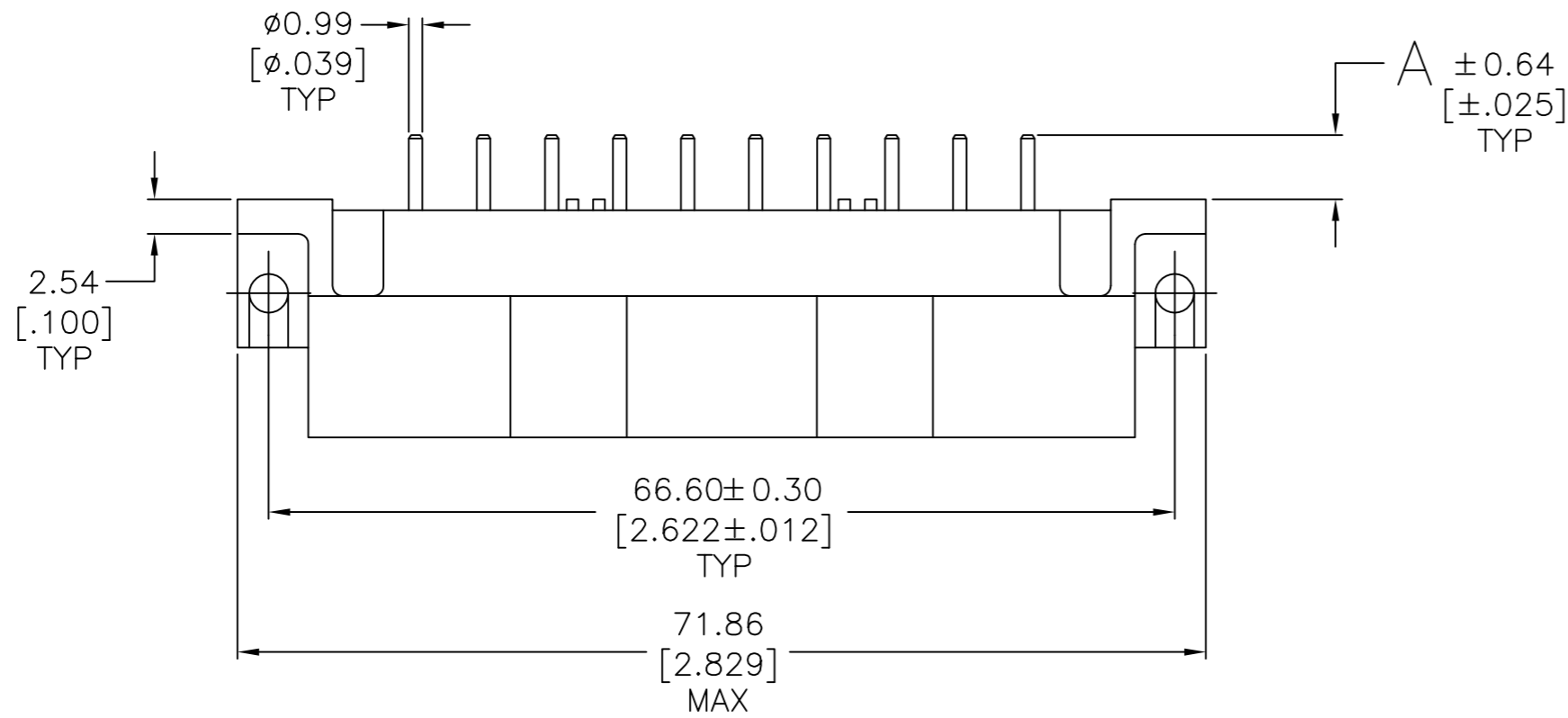
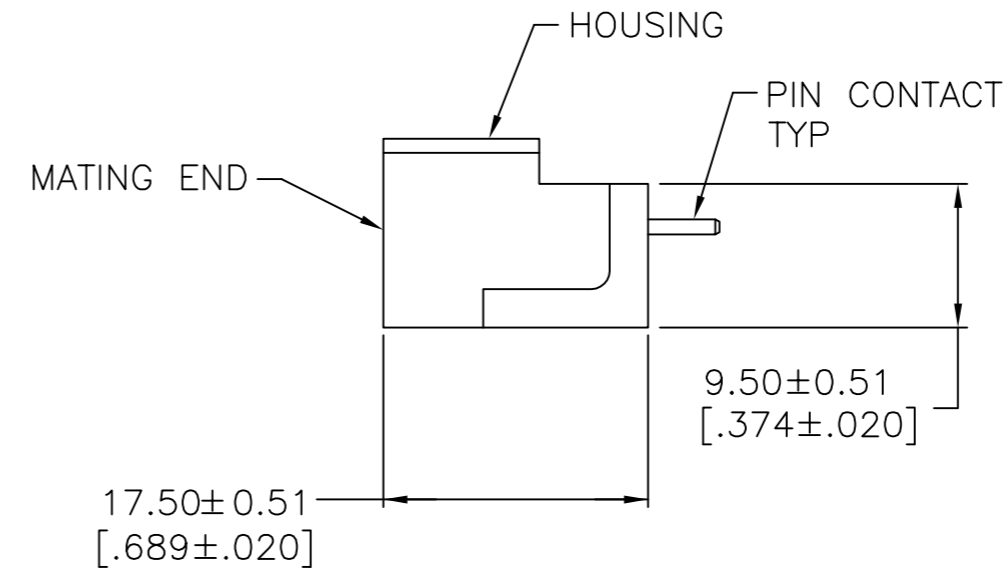


THIS DRAWING IS UNPUBLISHED. RELEASED FOR PUBLICATION
 © COPYRIGHT - By - ALL RIGHTS RESERVED.

REVISIONS					
P	LTR	DESCRIPTION	DATE	DWN	APVD
K3		REVISED PER ECO-11-005027	11MAR11	RK	HMR
L		REVISED PER ECO-17-011181	04AUG2017	RS	MZ



RECOMMENDED PC BOARD LAYOUT



- 1 NYLON, RED.
- 2 BRASS PER ASTM B36.
- 3 3.81µm [.000150] MIN TIN-LEAD OVER 2.54µm [.000100] MIN COPPER OR 1.27µm [.000050] MIN NICKEL.
- 4 0.76µm [.000030] MIN GOLD FOR A LENGTH OF 5.08 [.200] MIN FROM MATING END, 3.81µm [.000150] MIN TIN-LEAD FOR A LENGTH OF 5.36 [.211] MIN FROM OPPOSITE END, BOTH OVER 1.27µm [.000050] MIN NICKEL.
- 5 3.81µm [.000150] MIN TIN OVER 2.54µm [.000100] MIN COPPER OR 1.27µm [.000050] MIN NICKEL.
- 6 0.76µm [.000030] MIN GOLD FOR A LENGTH OF 5.08 [.200] A LENGTH MIN FROM MATING END, 3.81µm [.000150] MIN TIN FOR 1.27µm OF 5.36 [.211] MIN FROM OPPOSITE END, BOTH OVER [.000050] MIN NICKEL.
- 7 PRILIMINARY PART NUMBER.
- 8 OBSOLETE PARTS: OBSOLETE CIS STREAMLINING PER D.RENAUD/D.SINISI

8	OBSOLETE	3.50 [.137]	6	1-207584-0
8	OBSOLETE	7.52 [.296]	6	207584-9
		4.72 [.186]	6	207584-8
		4.72 [.186]	5	207584-7
8	OBSOLETE	7.52 [.296]	4	207584-6
		4.72 [.186]	4	207584-3
		4.72 [.186]	3	207584-1
		A	FINISH	PART NUMBER

THIS DRAWING IS A CONTROLLED DOCUMENT.		DWN	07/21/92		
		L.SIPE	7-24-92		
DIMENSIONS: mm [INCHES]		CHK	R.STONE	NAME	
TOLERANCES UNLESS OTHERWISE SPECIFIED:		APVD	-	PRODUCT SPEC	
0 PLC ± -	1 PLC ± -	APPLICATION SPEC	-	PIN HEADER ASSEMBLY, 10 POSN, IN-LINE, SMALL METRIC CONNECTOR, METRIMATE	
2 PLC ± 0.25 [.010]	3 PLC ± -	WEIGHT	-	SIZE	CAGE CODE
4 PLC ± -	ANGLES ± -	CUSTOMER DRAWING	-	A2	00779
MATERIAL HOUSING: 1 CONTACTS: 2		FINISH CONTACTS: SEE TABLE	SCALE	DRAWING NO	RESTRICTED TO
			2:1	C=207584	-
			SHEET	1 of 1	REV
			L		