

LED Holder straight with 3 mm and 5 mm LED



Weblinks

pdf-datasheet, html-datasheet, General Product Information, Approvals, CE declaration of conformity, RoHS, CHINA-RoHS, REACH, e-Shop, SCHURTER-Stock-Check, Distributor-Stock-Check, CAD-Drawings, Detailed request for product

All Variants

Description	Order Number
SRL für 3mm LED	0035.1340

Availability for all products can be searched real-time:<http://www.schurter.com/en/Stock-Check/Stock-Check-SCHURTER>

LED-Fassung SRL (für 3mm LED) LED-Holder SRL (for T1 LED)

Ausführungen Models	Abmessungen Dimensions	Bohrplan Drilling diagram	Farbe Colour	gewünschte Farbe ankreuzen select your colour	Artikelnummer Part Number
			rot	red <input type="checkbox"/>	0035.1340
			grün	green <input type="checkbox"/>	0035.1341
			gelb	yellow <input type="checkbox"/>	0035.1342
			rot	red <input type="checkbox"/>	0035.1350
			grün	green <input type="checkbox"/>	0035.1351
			gelb	yellow <input type="checkbox"/>	0035.1352
			rot	red <input type="checkbox"/>	0035.1360
			grün	green <input type="checkbox"/>	0035.1361
			gelb	yellow <input type="checkbox"/>	0035.1362

New specification from 1.7.2011*

TECHNICAL DATA LEDs

1. Maximum Ratings	LED old	LED new*	LED old	LED new*	LED old	LED new*
Internal part number	0925.9730		0925.9731		0925.9732	
Light colour	red	red	green	green	yellow	yellow
Forward current DC I_f max. [mA]	40	30	40	30	40	30
Power dissipation P_f max. [mW]	130	100	130	100	130	100
2. Characteristics (typ. At $T_v=25^\circ\text{C}$)						
Forward Voltage at $I_f=10\text{mA}$, U_f typ. [V]	2.0 (<2.6)	2 at 20mA	2.0 (<2.6)	2.4 at 20mA	2.0 (<2.6)	2.4 at 20mA
Luminous intensity at $I_f=10\text{mA}$, I_v typ. [mcd]	11.2 - 28	6.3 to...	18 - 45	6.3 to...	11.2 - 28	6.3 to...
Viewing angle typ. [degree]	50	60	50	60	50	60
Peak wave length typ. [nm]	635	635	565	565	586	585
Reverse voltage U_r typ. [V]	5	6	5	6	5	6

1. Elektrische Kennwerte / Electrical data

Technische Daten der LED 0925.0029/30/67 siehe S.100/101 / Technical data LED 0925.0029/30/67 see p.100/101


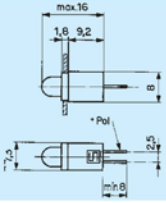
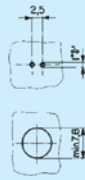

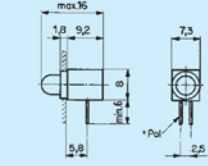
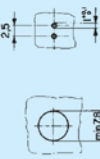

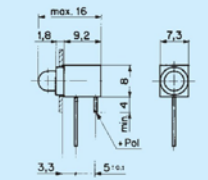
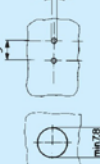
2. Sonstige Kennwerte / Other data

Lötbarkeit / Solderability	max. 2s < 235 °C (IEC 68 2-20 Test Ta Methode 1)
Lötwärmebeständigkeit / Soldering heat resistance	max. 5s < 260 °C (IEC 68 2-20 Test Tb Methode 1A)
Umgebungstemperatur / Ambient temperature	-25°C ... +85°C
Lagertemperatur / Storage temperature	-55°C ... +100°C

3. Werkstoffe / Materials

Sockel / Socket	Thermoplast
-----------------	-------------

LED-Fassung SRL (für 5mm LED) LED-Holder SRL (for T1 3/4 LED)

Ausführungen Models	Abmessungen Dimensions	Bohrplan Drilling diagram	Farbe Colour	gewünschte Farbe ankreuzen select your colour	Artikelnummer Part Number
 siehe / see LED b)			rot	red <input type="checkbox"/>	0035.1260
			grün	green <input type="checkbox"/>	0035.1261
			gelb	yellow <input type="checkbox"/>	0035.1262
 siehe / see LED b)			rot	red <input type="checkbox"/>	0035.1270
			grün	green <input type="checkbox"/>	0035.1271
			gelb	yellow <input type="checkbox"/>	0035.1272
 siehe / see LED b)			rot	red <input type="checkbox"/>	0035.1280
			grün	green <input type="checkbox"/>	0035.1281
			gelb	yellow <input type="checkbox"/>	0035.1282

Technische Daten / Technical data

1. Elektrische Kennwerte / Electrical data

Technische Daten der LED b) 0925.0059/60/61 siehe S.100/101 / Technical data LED 0925 0059/60/61 see p.100/101

2. Sonstige Kennwerte / Other data

Lötbarkeit / Solderability	max. 2s < 235°C (IEC 68 2-20 Test Ta Methode 1)
Lötwärmebeständigkeit / Soldering heat resistance	max. 5s < 260°C (IEC 68 2-20 Test Tb Methode 1A)
Umgebungstemperatur / Ambient temperature	-25°C ... + 85°C
Lagertemperatur / Storage temperature	-55°C ... +100°C

3. Werkstoffe / Materials

Sockel / Socket	Thermoplast
-----------------	-------------