

# High Frequency Ceramic Solutions

## 2.6 GHz Wideband Chip Antenna

P/N 2600AT44A0600

Detail Specification: 03/22/10

Page 1 of 4


### General Specifications

Part Number	2600AT44A0600
Freq. Range (GHz)	2300 ~ 2900
Peak Gain (XZ-V)	2.0 dBi typ.
Average Gain (XZ-V)	0.0 dBi typ.
Return Loss	9.5 dB min.

Input Power	2W max.
Impedance	50 Ω
Operating Temp.	-40 to +85°C
Storage Temp.	+5 to +85°C, Humidity 45-75%RH
Reel Quantity	1,000

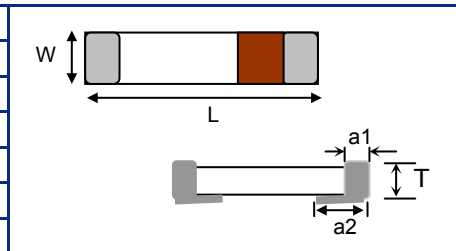
P/N	Packaging Style	Bulk	Suffix = S	Eg. 2600AT44A0600S
		T & R	Suffix = E	Eg. 2600AT44A0600E
Suffix	Termination Style	100% Tin	Suffix = None	Eg. 2600AT44A0600(E or S)
		Tin / Lead	Suffix = /Pb	Eg. 2600AT44A0600(E or S)/Pb

Terminal Configuration	
No.	Function
1	Feeding Point
2	NC



### Mechanical Dimensions

	In	mm
L	0.315 ± 0.008	8.00 ± 0.20
W	0.039 ± 0.008	1.00 ± 0.20
T	0.039 ± 0.008	1.00 ± 0.20
a1	0.020 ± 0.008	0.50 ± 0.20
a2	0.039 ± 0.008	1.00 ± 0.20

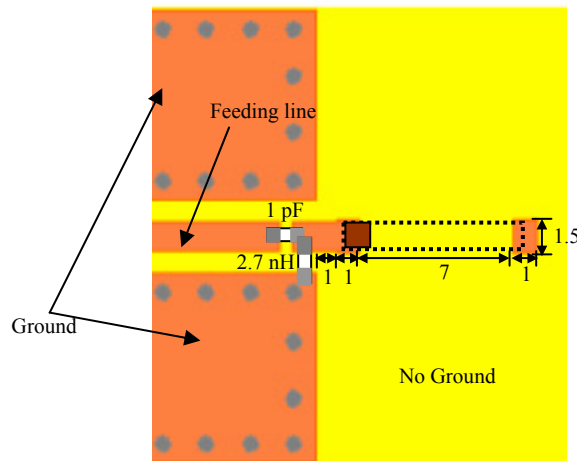


### Mounting Considerations

Mount these devices with white mark facing up. Units: mm

\* Line width should be designed to provide 50 Ω impedance matching characteristics, depending on PCB material and thickness.

With Matching Circuits



Johanson Technology, Inc. reserves the right to make design changes without notice.

All sales are subject to Johanson Technology, Inc. terms and conditions.



[www.johansontechnology.com](http://www.johansontechnology.com)

4001 Calle Tecate • Camarillo, CA 93012 • TEL 805.389.1166 FAX 805.389.1821

2010 Johanson Technology, Inc. All Rights Reserved

# High Frequency Ceramic Solutions

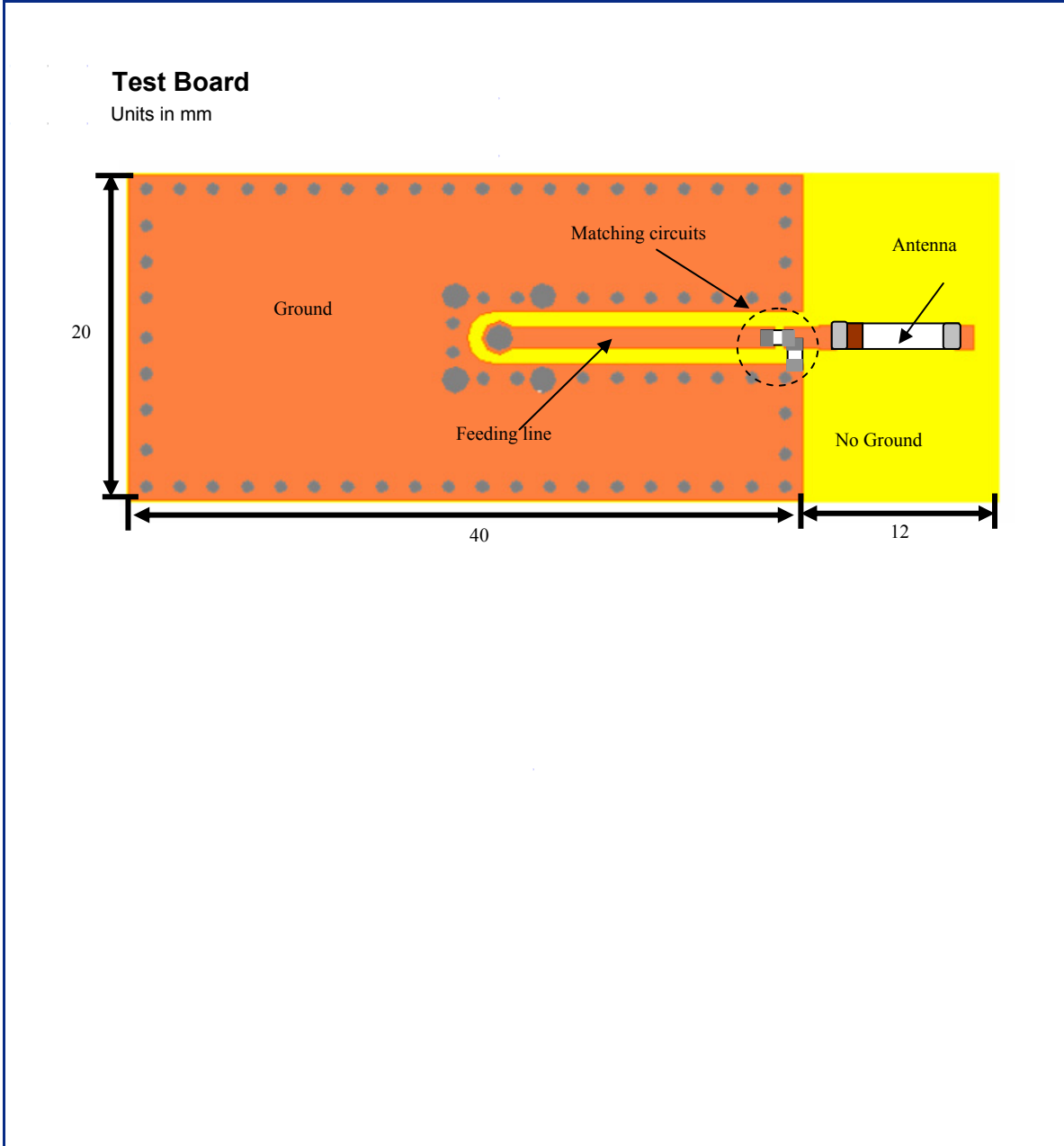
2.6 GHz Wideband Chip Antenna

P/N 2600AT44A0600

Detail Specification: 03/22/10

Page 2 of 4

## Typical Electrical Characteristics (T=25°C)



Johanson Technology, Inc. reserves the right to make design changes without notice.  
All sales are subject to Johanson Technology, Inc. terms and conditions.



[www.johansontechnology.com](http://www.johansontechnology.com)

4001 Calle Tecate • Camarillo, CA 93012 • TEL 805.389.1166 FAX 805.389.1821

2010 Johanson Technology, Inc. All Rights Reserved

# High Frequency Ceramic Solutions

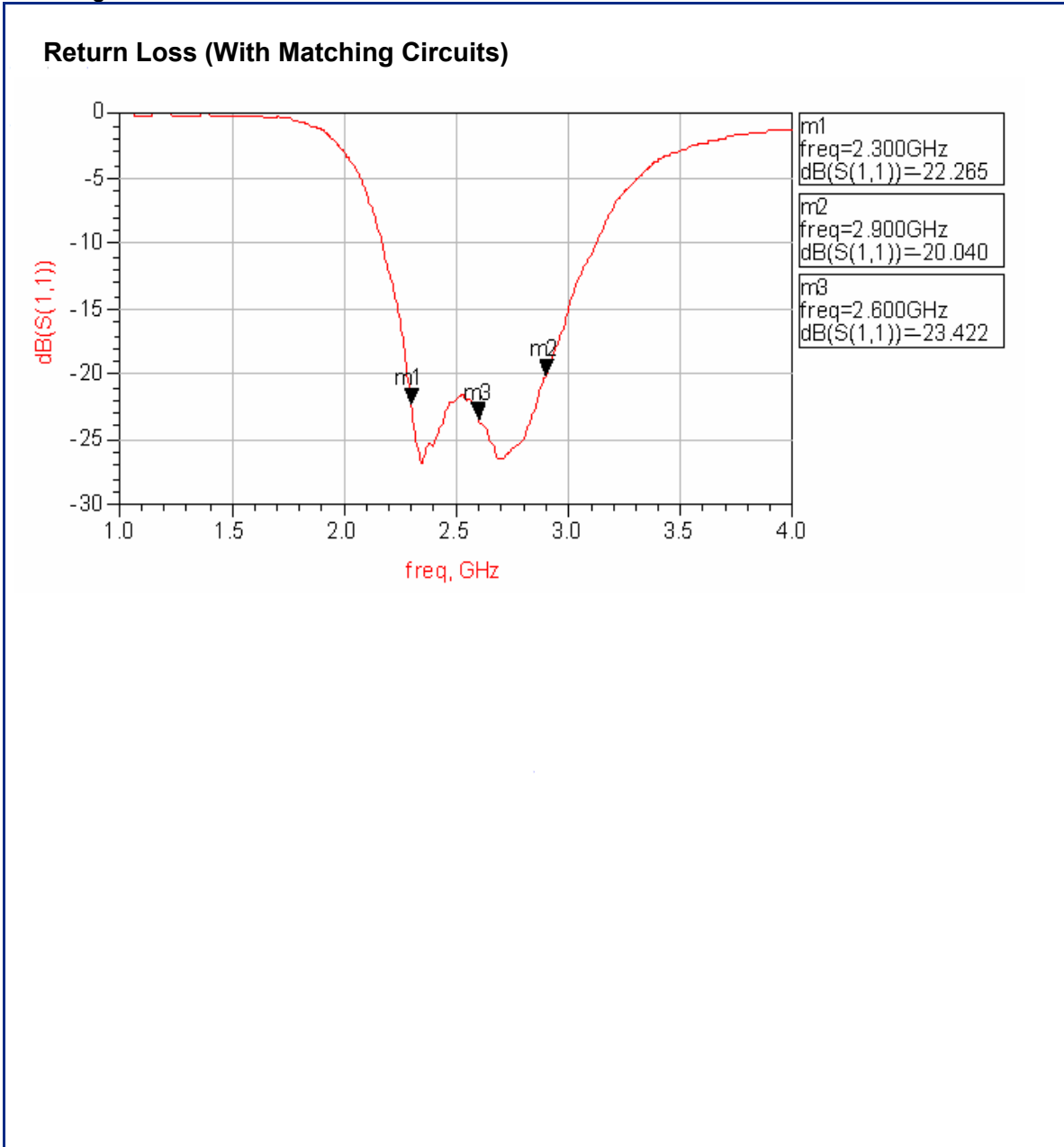
2.6 GHz Wideband Chip Antenna

P/N 2600AT44A0600

Detail Specification: 03/22/10

Page 3 of 4

## Mounting Considerations



Johanson Technology, Inc. reserves the right to make design changes without notice.  
All sales are subject to Johanson Technology, Inc. terms and conditions.



[www.johansontechnology.com](http://www.johansontechnology.com)

4001 Calle Tecate • Camarillo, CA 93012 • TEL 805.389.1166 FAX 805.389.1821

2010 Johanson Technology, Inc. All Rights Reserved

# High Frequency Ceramic Solutions

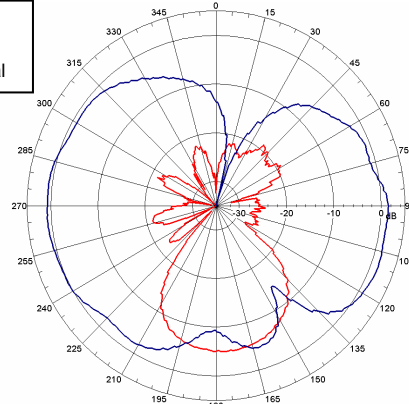
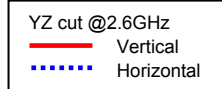
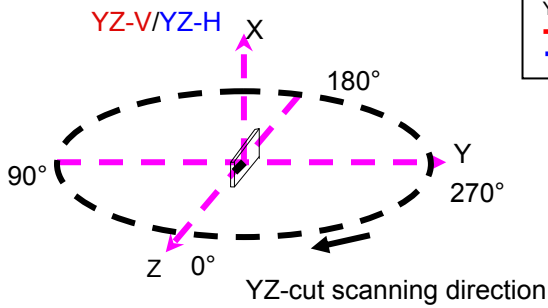
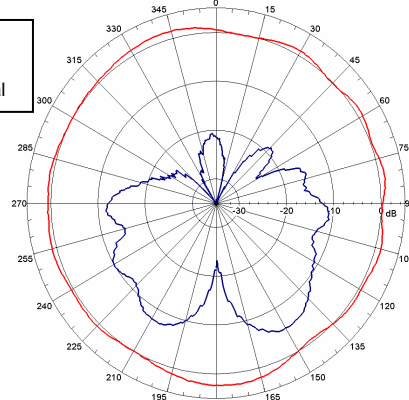
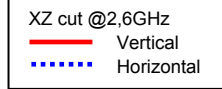
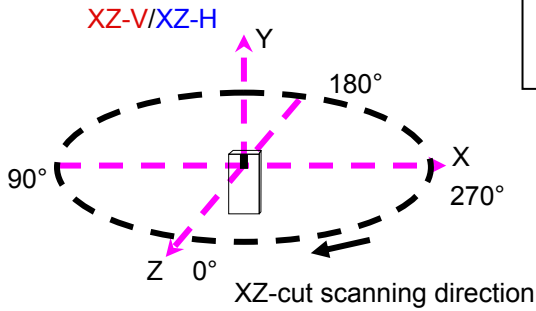
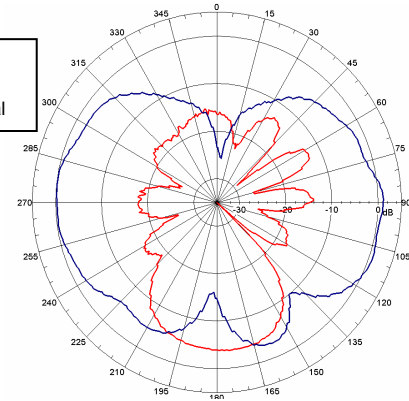

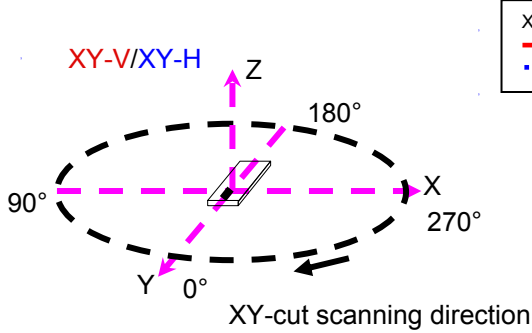
2.6 GHz Wideband Chip Antenna

P/N 2600AT44A0600

Detail Specification: 03/22/10

Page 4 of 4

## Ant1 Radiation Patterns



Johanson Technology, Inc. reserves the right to make design changes without notice.  
All sales are subject to Johanson Technology, Inc. terms and conditions.



[www.johansontechnology.com](http://www.johansontechnology.com)

4001 Calle Tecate • Camarillo, CA 93012 • TEL 805.389.1166 FAX 805.389.1821

2010 Johanson Technology, Inc. All Rights Reserved