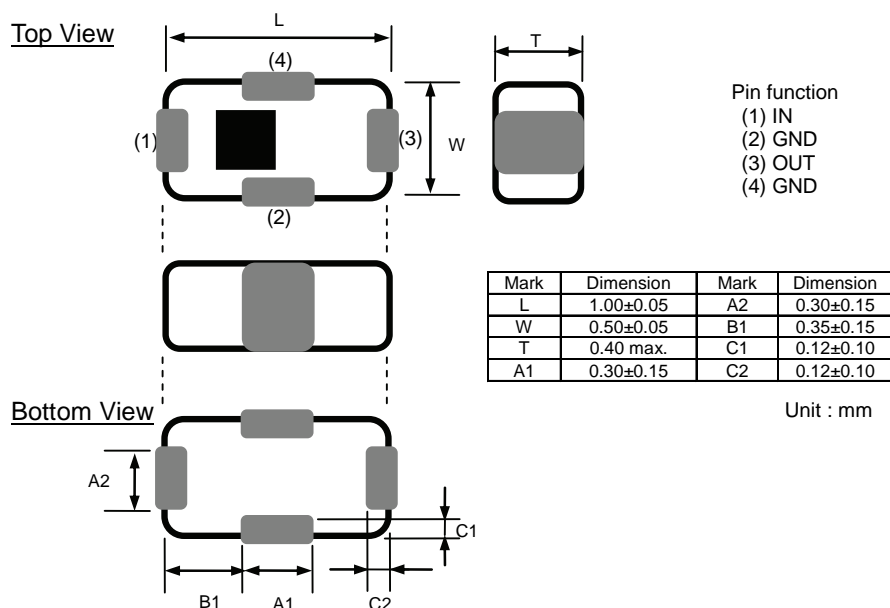


MULTILAYER BAND PASS FILTER

P/N: **DEA102450BT-1278A2**

For Bluetooth / W-LAN 2.4GHz

MECHANICAL DIMENSIONS



ELECTRICAL CHARACTERISTICS (Ta=+25°C)

Parameter	Specification	Typical Value	Unit	
Frequency Range (Pass Band)	2400-2500	–	MHz	
Characteristics Impedance (Pass Band)	50 (Nominal)	–	ohm	
Insertion Loss (Pass Band)	3.0 max	2.66	dB	
VSWR (Pass Band)	2.0 max	1.2		
Attenuation	824 – 960 MHz	20 min	28	dB
	1710 – 1910 MHz	15 min	22	dB
	2170 MHz	12 min	19	dB
	3600 MHz	15 min	18	dB
	4800 – 5000 MHz	15 min	29	dB
	7200 – 7500 MHz	15 min	33	dB

TEMPERATURE RANGE

Storage Temperature	-40 ~ +85 °C
Operating Temperature	-40 ~ +85 °C

Note: All specifications are subject to change and are not guaranteed.

FREQUENCY RESPONSE

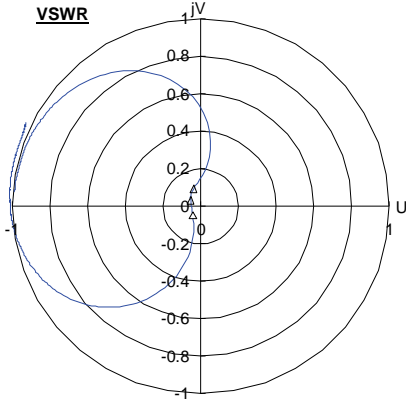
DEA102450BT-1278A2

W-LAN 2.45GHz 1005sizeBPF

22/Feb/2011

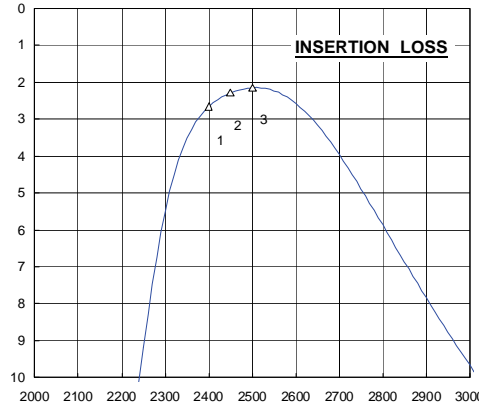
TDK-EPC Corporation

S11 POLA REF 1.0 U SCALE 1.0U FS



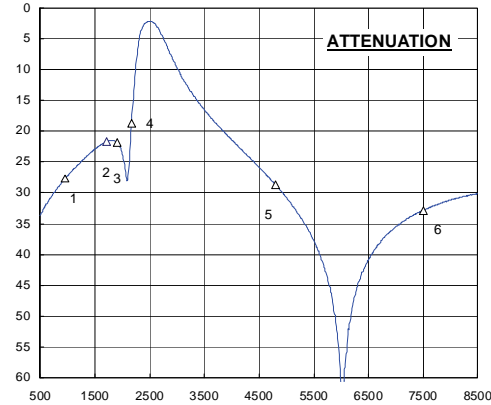
MARKER 1	2400 MHz	1.22
MARKER 2	2450 MHz	1.14
MARKER 3	2500 MHz	1.13
MARKER 4	MHz	
MARKER 5	MHz	
MARKER 6	MHz	

S21 Log MAG REF 0.0dB SCALE 1.0dB/



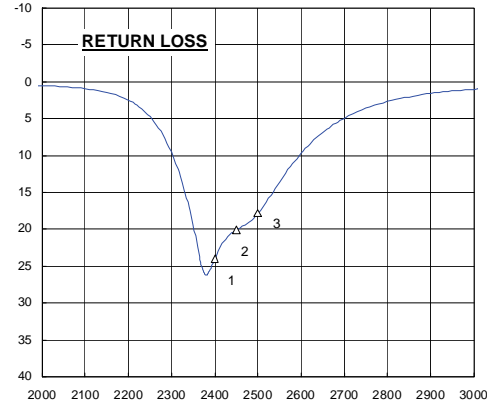
MARKER 1	2400 MHz	2.66 dB
MARKER 2	2450 MHz	2.28 dB
MARKER 3	2500 MHz	2.15 dB
MARKER 4	MHz	dB
MARKER 5	MHz	dB
MARKER 6	MHz	dB

S12 Log MAG REF 0.0dB SCALE 5.0dB/



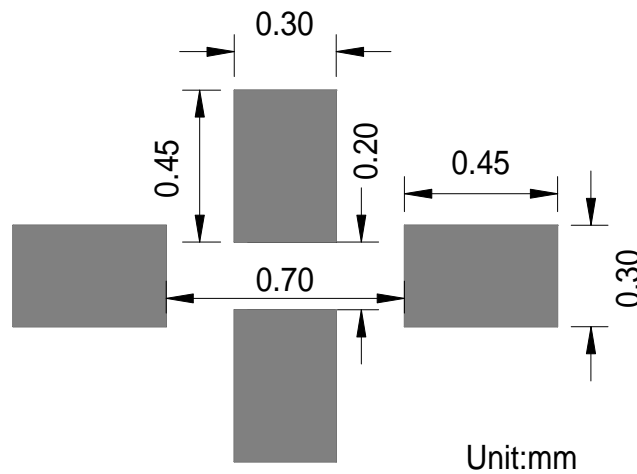
MARKER 1	960 MHz	27.7 dB
MARKER 2	1710 MHz	21.7 dB
MARKER 3	1910 MHz	21.9 dB
MARKER 4	2170 MHz	18.7 dB
MARKER 5	4800 MHz	28.6 dB
MARKER 6	7500 MHz	32.8 dB

S22 Log MAG REF 0.0dB SCALE 5.0dB/



MARKER 1	2400 MHz	24.0 dB
MARKER 2	2450 MHz	20.1 dB
MARKER 3	2500 MHz	17.8 dB
MARKER 4	MHz	dB
MARKER 5	MHz	dB
MARKER 6	MHz	dB

EVALUATION LAND PATTERN



Note: All specifications are subject to change and are not guaranteed.