


C40 Heat Sink System

For T0-247, T0-264 and SOT-227 Packages

The C40 Series Heat Sink System (Patent Pending) offers flexible, high performance and compact heat sinks with an exchangeable cam clip system for T0-247, T0-264 and SOT-227 (clip in development) devices. This powerful heat sink can be thru-hole soldered in single or paired configurations. The paired unit has mounting holes to accommodate a 40mm x 40mm fan. It is the ideal type of heat sink for high power density and small size (1U or 2U) electronic packaging with forced convection.



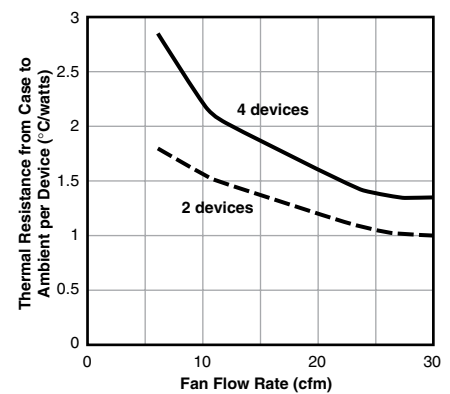
SERIES SPECIFICATIONS

Heatsink Part Number	Surface Area (in ² / mm ²)	Weight (oz / g)	Length L (mm)	consult factory for alternate lengths and clip combinations
C40-058-VE C40-058-AE	63.8 / 41,180	2.5/ 71	58	

CHARACTERISTICS

Heat Sink	Aluminum Alloy 6063-T5 or Equivalent with either degreased or black anodized finish.
Spring Clip	Music Wire, Per ASTM A228 with bright nickel plating
Solder Foot	Cold-rolled Steel, Per ASTM A-366 with pure tin over copper strike. RoHS compliant.
Fan	40mm fan with 4 self-tapping M3 screws
Interface Thermal Resistance	For improvement, use thermal joint compound, 0.005 Grafoil (TGon 800 by Laird), or phase change material (Hi-Flow by Bergquist) Insulator (Optional) Sil-Pad 900-S, K6 800-S and K10 by Bergquist

Heat Dissipation

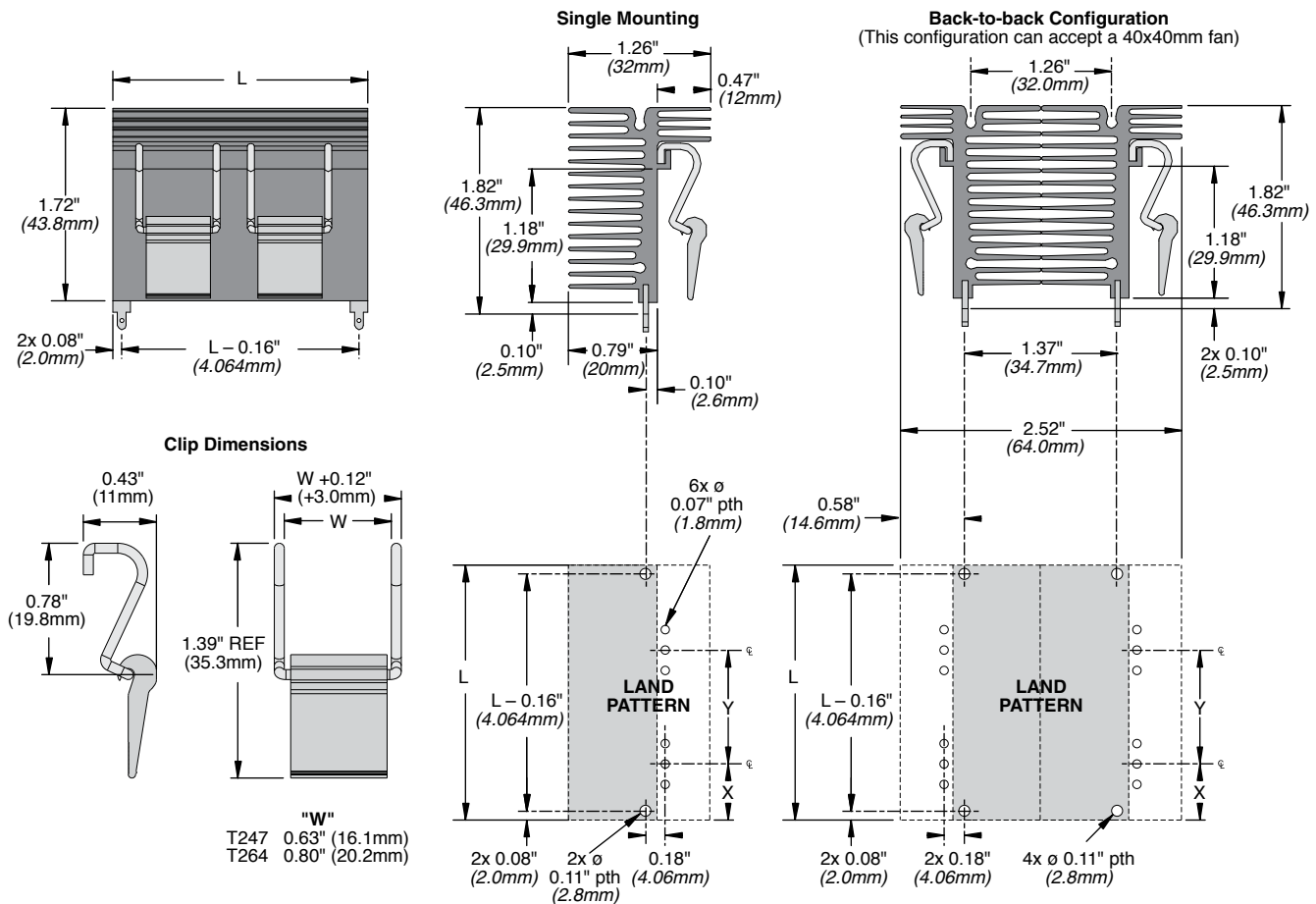


(continued)

C40 Heat Sink System

For TO-247, TO-264 and SOT-227 Packages

DIMENSIONS



NOTE: Due to possible screw torquing on long extrusions, Customer should check for coplanarity prior to final assembly or soldering.

HOW TO ORDER

Heatsink

C 4 0 - 0 5 8 - A E

Series	Length (mm)	Finish	RoHS compliant
C 4 0	0.58" (14.7mm)	A = black anodized V = degreased	

Clip

C L A - T 2 4 7 - 2 1 E

Clip series	Device type	Standard configuration	RoHS compliant
C L A	T247 = TO-247 T264 = TO-264 S227 = SOT-227 (in development)		