



Main

| | |
|-------------------------------|---|
| Range of product | Zelio Time |
| Product or component type | Miniature timing relay |
| Fixing mode | Plug-in socket |
| Discrete output type | Relay |
| Contacts type and composition | 2 C/O |
| Component name | REXL |
| Time delay type | A |
| Time delay range | 0.1...1 s 1...10 h 1...10 min 1...10 s 10...100 h 6...60 min 6...60 s |

Complementary

| | |
|--------------------------------|--|
| Contacts material | Cadmium free |
| [Us] rated supply voltage | 24 V ACat 50/60 Hz |
| Voltage range | 0.85...1.15 Us |
| [In] rated current | 5 A AC |
| Repeat accuracy | +/- 0.5 % |
| Setting accuracy of time delay | 10 % at full scaleat 25 °C conforming to EN/IEC 61812-1 |
| Temperature drift | 0.05 %/°C |
| Reset time | 250 ms after time delay, on de-energisation 50 ms during time delay, on de-energisation |
| Voltage drift | +/- 0.2 %/V |
| Maximum switching capacity | 4 x 5 A |
| Temporary permissible current | 10 Afor < 10 s |
| Minimum switching current | 100 mA |
| Electrical durability | 100000 cyclesat 250 V AC resistive |
| Mechanical durability | 10000000 cycles |
| Power consumption in VA | 1.7 VA |
| [Ui] rated insulation voltage | 250 V conforming to IEC 255 Group C 250 V conforming to VDE 0010 |
| Output overvoltage protection | 2 J |
| Surge withstand | 2 kV conforming to EN/IEC 61000-4-5 level 3 |
| Creepage distance | 4 kV/3 conforming to IEC 60664-1 |
| Local signalling | 1 LED red output in operation 1 LED yellow power ON |
| Product weight | 0.11 lb(US) (0.05 kg) |

Environment

| | |
|-------------------------|--|
| immunity to microbreaks | <= 5 ms |
| dielectric strength | 2 kV 1 mA/1 minute 50 Hz conforming to EN/IEC 60601-1 2 kV 1 mA/1 minute 50 Hz conforming to EN/IEC 61812-1 |
| standards | 73/23/EEC 89/336/EEC 93/68/EEC EN 50081-2 EN 61000-6-2 EN/IEC 60601-1 EN/IEC 60601-2 EN/IEC 61812-1 |

The information provided in this documentation contains general descriptions and/or technical characteristics of the products contained herein. This documentation is not intended as a substitute for and is not to be used for determining suitability or reliability of these products for specific user applications. It is the duty of any such user or integrator to perform the appropriate and complete risk analysis, evaluation and testing of the products with respect to the relevant specific application or use thereof. Neither Schneider Electric Industries SAS nor any of its affiliates or subsidiaries shall be responsible or liable for misuse of the information contained herein.

| | |
|---------------------------------------|--|
| product certifications | CUL UL |
| ambient air temperature for operation | -4...140 °F (-20...60 °C) |
| ambient air temperature for storage | -40...158 °F (-40...70 °C) |
| IP degree of protection | IP50 conforming to IEC 60529 |
| vibration resistance | 0.35 mm (f = 10...55 Hz) conforming to IEC 60068-2-6 |
| relative humidity | 95 % without condensation conforming to IEC 60068-2-6 |
| resistance to electrostatic discharge | 6 kV (in contact) conforming to EN/IEC 61000-4-2 level 3 8 kV (in air) conforming to EN/IEC 61000-4-2 level 3 |
| resistance to electromagnetic fields | 9.14 V/yd (10 V/m) conforming to EN/IEC 61000-4-3 level 3 |
| resistance to fast transients | 2 kV conforming to EN/IEC 61000-4-4 level 3 |
| immunity to radioelectric fields | 10 V (0.15...80 MHz) conforming to EN/IEC 61000-4-6 level 3 |
| immunity to voltage dips | >= 95 % / 1 s conforming to EN/IEC 61000-4-11 30 % / 10 ms conforming to EN/IEC 61000-4-11 60 % / 100 ms conforming to EN/IEC 61000-4-11 |
| disturbance radiated/conducted | Class B conforming to EN 55022 (EN 55011 group 1) |

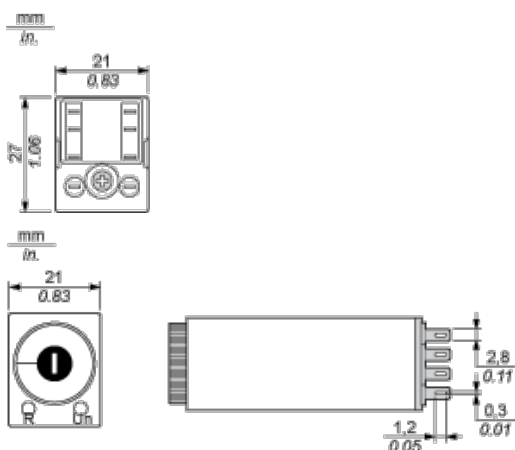
Offer Sustainability

| | |
|--|--|
| WARNING: This product can expose you to chemicals including: | WARNING: This product can expose you to chemicals including: |
| Nickel compounds, which is known to the State of California to cause cancer, and | Nickel compounds, which is known to the State of California to cause cancer, and |
| Di-isodecyl phthalate (DIDP), which is known to the State of California to cause birth defects or other reproductive harm. | Di-isodecyl phthalate (DIDP), which is known to the State of California to cause birth defects or other reproductive harm. |
| For more information go to www.p65warnings.ca.gov | For more information go to www.p65warnings.ca.gov |

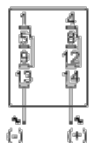
Contractual warranty

| | |
|-----------------|-----------|
| Warranty period | 18 months |
|-----------------|-----------|

Width 21 mm



Terminal Referencing

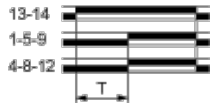


Function A : Power on Delay Relay

Description


The timing period T begins on energisation. After timing, the outputs close.

2 Timed C/O Contacts



Legend

 Relay de-energised

 Relay energised

 Output open

 Output closed

R Relay output

T Timing period