THIS DRAWING IS UNPUBLISHED. RELEASED FOR PUBLICATION AUGUST , 2005.
© COPYRIGHT 2005 By – ALL RIGHTS RESERVED.

LOC	DIST
E	B

REVISIONS

P	LTR	DESCRIPTION	DATE	DWN	APVD
	C1	REVISED PER ECO-11-005033	31MAR11	RK	HMR
	D	ECO-12-014680	20Aug2012	TITAN	MARTIN
	E	ECO-12-018113	27DEC2012	TITAN	MARTIN

NOTES:

1. SINGLE PACK IN ACCORDANCE WITH AMP SPEC 107-3275
2. 50 TRAY PACK IN ACCORDANCE WITH AMP SPEC 107-3275
3. GOLD PLATING
4. NICKEL PLATING
5. TIN PLATING
6. RECOMMENDED SELF-TAPPING SCREW 221108-4
7. RECOMMENDED MOUNT NUT 1-1634816-0
8. RECOMMENDED LOCKWASHER 1-1634817-0
9. FOR TECHNICAL DATA REFER TO YOUR LOCAL TE CONNECTIVITY SALES OFFICE
10. ALL DIMENSIONS ARE NOMINAL FOR REFERENCE ONLY UNLESS OTHERWISE STATED

BNC ELBOW PCB SOCKET 75 OHMS WITH MOUNTING POSTS
(1-1634622-0 & 6-1634622-0)

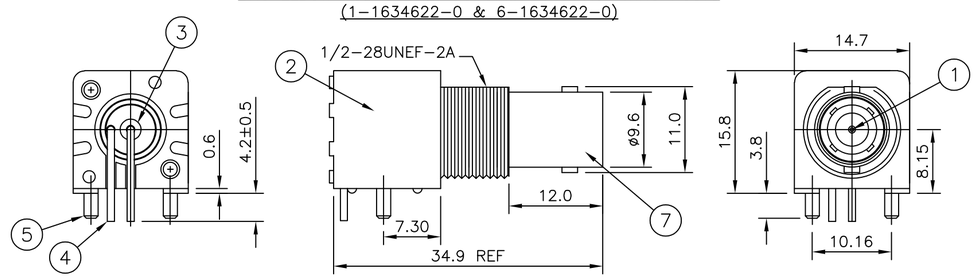

BNC ELBOW PCB SOCKET 75 OHMS WITH BOARD LOCKS
(1-1634622-1 & 6-1634622-1)

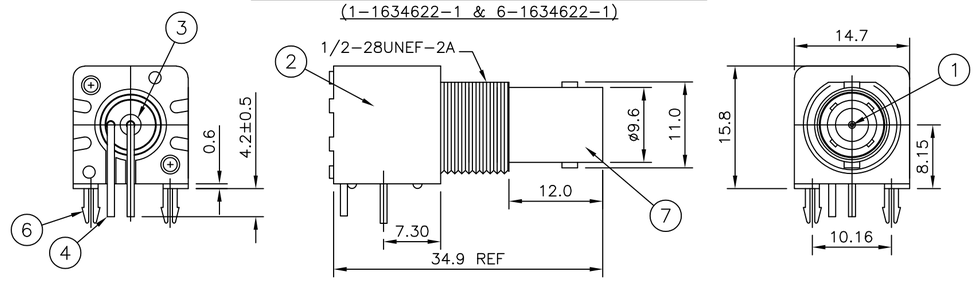

BNC ELBOW PCB SOCKET 75 OHMS WITHOUT MOUNTING POSTS
(1-1634622-2 & 6-1634622-2)

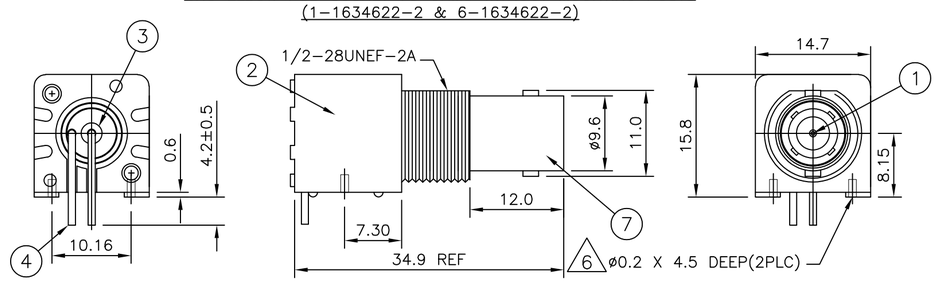

RECOMMENDED PCB LAYOUT
WITH MOUNTING POSTS OR BOARD LOCKS

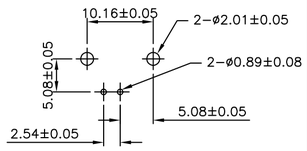

RECOMMENDED PCB LAYOUT
WITHOUT MOUNTING POSTS

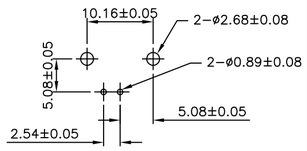

RECOMMENDED MOUNTING HOLE
MAX PANEL THICKNESS: 5.5mm

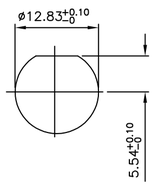

QUANTITY PER ASSY						PARTS LIST		
	Obsolete	Obsolete	Obsolete	Obsolete	Obsolete			
	1	1	1	1	1	1	ZINC DIECAST 4	BODY	7
	–	–	2	2	–	–	BRASS 5	BOARD LOCK	6
	–	–	–	–	2	2	BRASS 5	MOUNTING POST	5
	1	1	1	1	1	1	BRASS 5	SOLDER TAIL	4
	1	1	1	1	1	1	PE-606	INSULATOR	3
	1	1	1	1	1	1	PBT BLACK	HOUSING	2
	1	1	1	1	1	1	BRASS 3	CONTACT	1
	6--2	1--2	6--1	1--1	6--0	1--0	MATERIAL	DESCRIPTION	ITEM
	2	1	2	1	2	1			

THIS DRAWING IS A CONTROLLED DOCUMENT.

DIMENSIONS: mm

TOLERANCES UNLESS OTHERWISE SPECIFIED:
0 PLC ± 0.5
1 PLC ± 0.3
2 PLC ± 0.2
3 PLC ± –
4 PLC ± –
ANGLES ± –

MATERIAL: SEE TABLE
FINISH: SEE TABLE

DWN	RITA ZUO	05 Mar 09
CHK	ANSON MA	05 Mar 09
APVD	BOB ZHAO	05 Mar 09
PRODUCT SPEC	108-112000	
APPLICATION SPEC	—	
WEIGHT	—	

TE Connectivity

NAME: BNC R/A INSULATED PCB SOCKET 75 OHM BLACK –

SIZE	CAGE CODE	DRAWING NO	RESTRICTED TO
A2	00779	C-1634622	—

CUSTOMER DRAWING | SCALE NTS | SHEET 1 OF 1 | REV E

1634622