

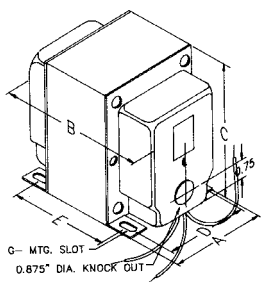
"Auto" - Hard Wired (170 Series)

Line



HARD WIRED LINE AUTOTRANSFORMERS

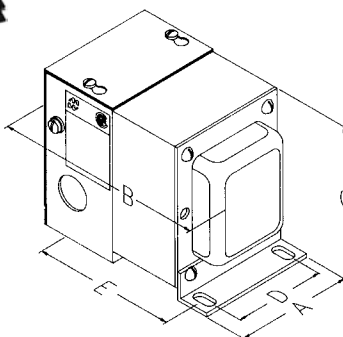
- Single winding, does not provide isolation, for use where equipment is already isolated and only voltage change is required.
- Flexible world wide applications, 50 or 60 Hz. operation, step down (230VAC to 115 VAC) or step up (115VAC to 230VAC).
- Connection by flexible leads, 8" minimum length.
- Models 170A, 170B, 170C & 170D are CSA certified (# LR 3902).
- **Remember** - These units do NOT convert line frequency.



Part No.	Capacity VA	Dimensions (Inches)					Wt. Lbs.
		A	B	C	D	E	
170	50	2.19	2.63	2.63	1.75	1.56	2
170A	100	2.50	3.00	3.06	2.00	1.94	3
170B	200	3.13	3.50	3.81	2.50	2.19	4.5
170C	300	3.13	4.00	3.81	2.50	2.69	6
170D	500	3.75	4.50	4.56	3.00	3.31	10
170E	750	3.75	5.50	4.56	3.00	4.31	14
170F	1000	3.75	5.50	4.56	3.00	4.31	14.5
170G	1500	4.38	6.63	5.30	3.50	5.10	22
170J	2000	4.38	6.63	5.25	3.50	5.10	23

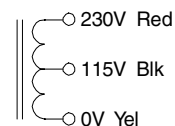


HARD WIRED LINE AUTOTRANSFORMERS



- Single winding, does not provide isolation, for use where equipment is already isolated and only voltage change is required.
- Flexible world wide applications, 50 or 60 Hz. operation, step down (230VAC to 115 VAC) or step up (115VAC to 230VAC).
- Totally enclosed rear case, includes handy internal grounding bolt.
- Extra vacuum varnish for use in high humidity.
- Includes a rear mounted (but not wired), standard 115VAC, 3-wire receptacle.
- Enclosed case with convenient knockouts and includes two cable clamps allowing for easy wire connections.
- Models 170SE, 170AE, 170BE, 170CE & 170DE are CSA certified (# LR3902)
- Connection by flexible leads, 8" minimum length
- **Remember** - These units do NOT convert line frequency.

Part No.	Capacity VA	Dimensions (Inches)					Wt. Lbs.
		A	B	C	D	E	
170SE	50	3.13	4.00	4.13	2.25	3.13	3.5
170AE	100	3.13	4.00	4.13	2.25	3.13	4
170BE	200	3.13	4.25	4.13	2.25	3.38	5
170CE	300	3.13	4.75	4.13	2.25	3.88	6.5
170DE	500	3.75	5.00	4.88	2.75	4.13	10
170EE	750	3.75	6.00	4.88	2.75	5.13	15
170FE	1000	3.75	6.00	4.88	2.75	5.13	15.5
170GE	1500	4.38	7.00	5.50	3.25	5.88	23.5
170JE	2000	4.38	7.00	5.50	3.25	5.88	24.0



CANADA
Guelph, Ontario (519) 822-2960
St. Laurent, Quebec (514) 343-9010
USA
Cheektowaga, NY (716) 630-7030

www.hammondmfg.com



EUROPE
Basingstoke, UK 01256 812812

AUSTRALIA
Queenstown, Australia 61-8-8240-2244

"Auto" - Hard Wired (168 Series)



HARD WIRED LINE AUTOTRANSFORMERS

Line

- Single winding, does not provide isolation, for use where equipment is already isolated and only voltage change is required.
- Flexible world wide applications, 50 or 60 Hz. operation, 115VAC input.
- Output taps @ 85, 95, 105, 110, 115 and 125VAC.
- Ideal for manual line voltage adjustment for electronic equipment or small appliance operation.
- Models 168B, 168C & 168D are CSA certified (# LR3902)
- Connection by flexible leads, 8" minimum length.
- **Remember** - These units do NOT convert line frequency.

Part No.	Capacity VA	Dimensions (Inches)					Wt. Lbs.
		A	B	C	D	E	
168B	200	3.13	3.25	3.81	2.50	1.94	4.3
168C	350	3.13	4.00	3.81	2.50	2.69	6.5
168D	500	3.75	4.00	4.56	3.00	2.81	8
168E	750	3.75	4.50	4.56	3.00	3.31	10
168F	1000	3.75	5.50	4.56	3.00	4.31	14
168H	1500	4.38	6.13	5.25	3.50	4.50	20
168J	2000	4.38	6.63	5.25	3.50	5.10	23



EUROPE

Basingstoke, UK 01256 812812

AUSTRALIA

Queenstown, Australia 61-8-8240-2244

www.hammondmfg.com



CANADA

Guelph, Ontario (519) 822-2960
St. Laurent, Quebec (514) 343-9010

USA

Cheektowaga, NY (716) 630-7030

