

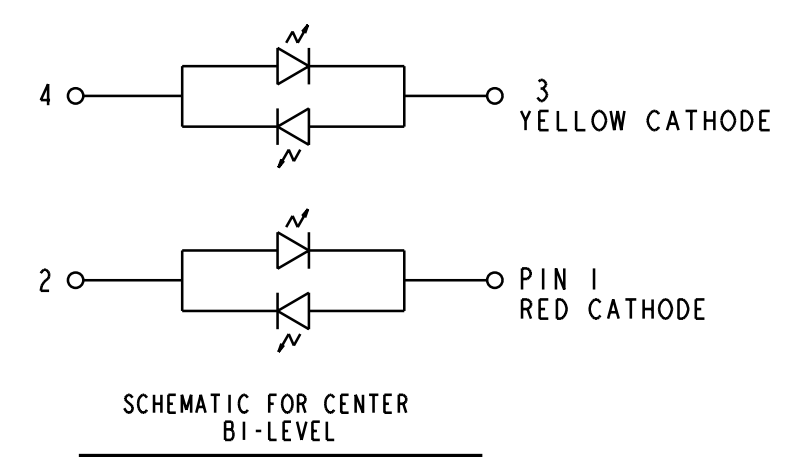
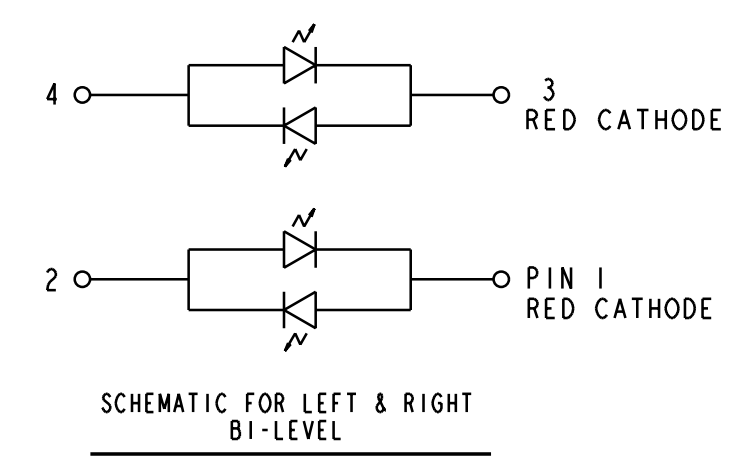
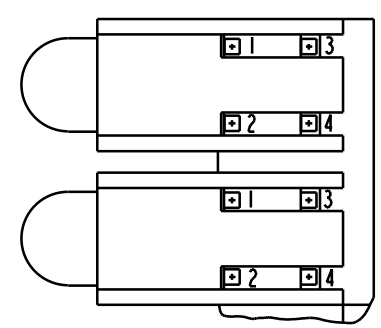
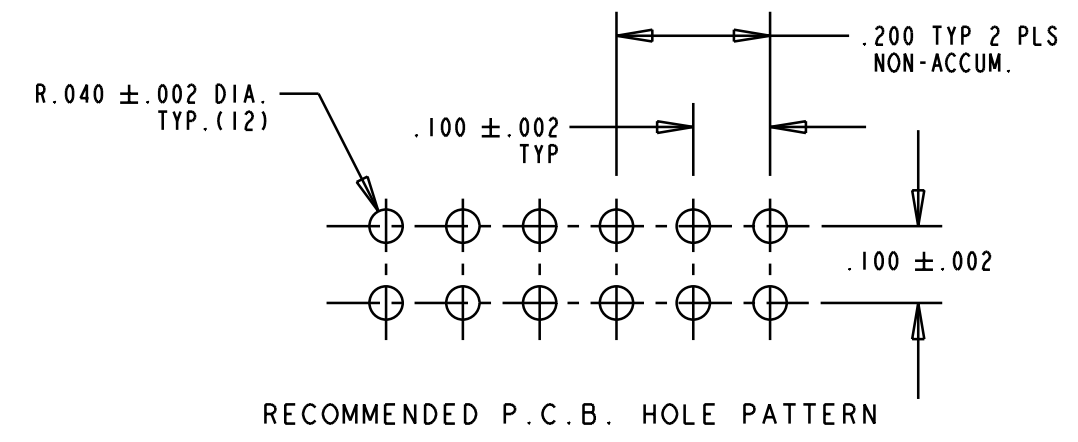
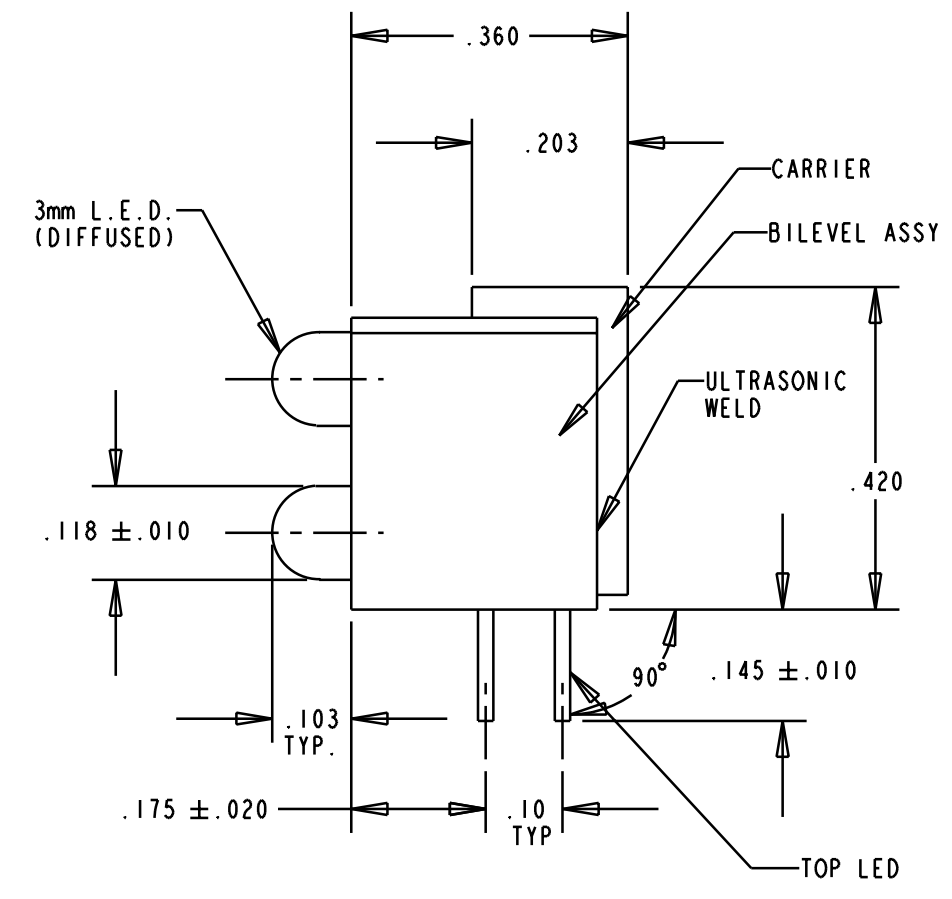
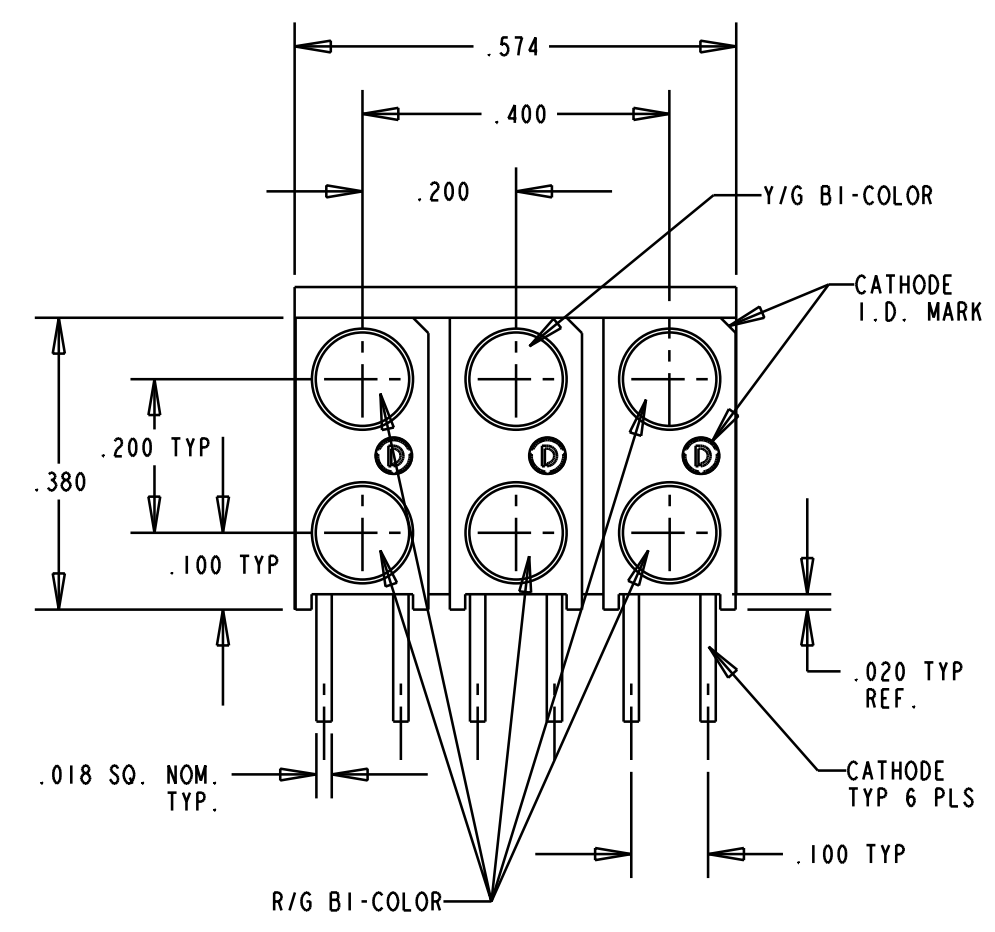
REV.	ECN NO.	REVISIONS	DRN.	CKD.	APP.	DATE
A		NEW RELEASE	DC			

LED: RED/GREEN BI-COLOR						
OPERATING CHARACTERISTICS AT 25°C AMBIENT						
CHARACTERISTICS	LED COLOR	MIN	TYP	MAX	UNITS	TEST CONDITIONS
LUMINOUS INTENSITY	RED GREEN	2.5 3.7	4.7 10.0		mcd	$I_f = 10 \text{ mA}$
FORWARD VOLTAGE	RED GREEN		2.0 2.1	2.8 2.8	V	$I_f = 20 \text{ mA}$
PEAK WAVELENGTH	RED GREEN		635 565		nm	
VIEWING ANGLE	ALL		60		Degree	
CAPACITANCE	RED GREEN		20 35		pf	$V_f = 0, f = 1 \text{ MHz}$

LED: RED/GREEN BI-COLOR			
ABSOLUTE MAXIMUM RATING AT 25°C AMBIENT			
	UNITS	RED	GREEN
POWER DISSIPATION	mW	100	100
DERATE LINEARLY FROM 50°C	mA/°C	0.4	0.4
CONTINUOUS FORWARD CURRENT	mA	30	30
PEAK FORWARD CURRENT (1/10 DUTY CYCLE, 0.1 ms PULSE WIDTH)	mA	120	120
LEAD SOLDERING TEMPERATURE, 5 SEC., 1/16" FROM BODY	°C	260	
OPERATING TEMPERATURE	°C	-55 TO 100	
STORAGE TEMPERATURE	°C	-55 TO 100	

LED: YELLOW/GREEN BI-COLOR						
OPERATING CHARACTERISTICS AT 25°C AMBIENT						
CHARACTERISTICS	LED COLOR	MIN	TYP	MAX	UNITS	TEST CONDITIONS
LUMINOUS INTENSITY	YELLOW GREEN	2.5 2.5	6.3 4.3		mcd	$I_f = 10 \text{ mA}$
FORWARD VOLTAGE	YELLOW GREEN		2.1 2.1	2.8 2.8	V	$I_f = 20 \text{ mA}$
PEAK WAVELENGTH	YELLOW GREEN		585 565		nm	
VIEWING ANGLE	ALL		80		Degree	
CAPACITANCE	YELLOW GREEN		15 35		pf	$V_f = 0, f = 1 \text{ MHz}$

LED: YELLOW/GREEN BI-COLOR			
ABSOLUTE MAXIMUM RATING AT 25°C AMBIENT			
	UNITS	YELLOW	GREEN
POWER DISSIPATION	mW	60	100
DERATE LINEARLY FROM 50°C	mA/°C	0.25	0.4
CONTINUOUS FORWARD CURRENT	mA	20	30
PEAK FORWARD CURRENT (1/10 DUTY CYCLE, 0.1 ms PULSE WIDTH)	mA	80	120
LEAD SOLDERING TEMPERATURE, 5 SEC., 1/16" FROM BODY	°C	260	
OPERATING TEMPERATURE	°C	-55 TO 100	
STORAGE TEMPERATURE	°C	-55 TO 100	



- NOTES:
- LEADS TO FIT INTO .040 DIA. HOLES SPACED AS PER PATTERN.
  - PIN NUMBERS FOR REFERENCE ONLY. DESIGNATION NON-EXISTENT ON PARTS.
  - LED LEAD DIMENSIONS SHOWN ARE MEASURED AT HOUSING EXIT.
  - PACKAGE PARTS IN TUBE WITH ASSOCIATED END PLUG. MARK LABEL WITH MFG., P/N, DATE CODE, QTY/TUBE.
  - DIALIGHT PART NO. 553-0006-814.

THIS DRAWING AND THE CONTENTS HEREIN ARE CONFIDENTIAL AND THE SOLE PROPERTY OF DIALIGHT. REPRODUCTION OF THIS DRAWING OR CONSTRUCTION OF ANY PARTS WITHIN THIS DRAWING ARE FORBIDDEN WITHOUT THE WRITTEN CONSENT OF DIALIGHT.		
SCALE X:X	DRAWING NUMBER	REV
ALL DIM'S IN: INCHES	C-16636	A
TOLERANCES: UNLESS OTHERWISE SPECIFIED	TITLE	
FRACTIONS: ±1/64	3mm LED CBI GANGED ARRAY	
DECIMALS (.XX): ±.01	MATERIAL	
DECIMALS (.XXX): ±.005	Dialight	
DECIMALS (.XXXX): ±.0005	1913 ATLANTIC AVE.	
ANGLES: ±1°	MANASQUAN, N.J. 08736	
FINISH:	FSCM 83330	SHEET OF FAMILY TABLES: