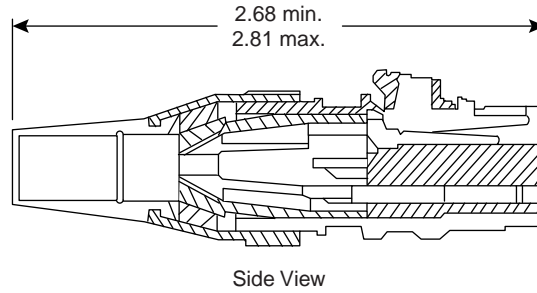
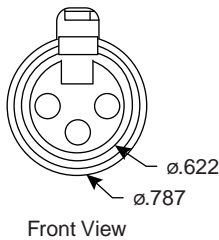


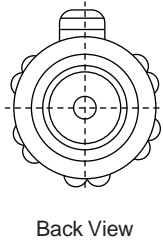
Dimensions (In.)



Side View



Front View



Back View

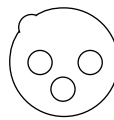


Fig. A
3 Pin

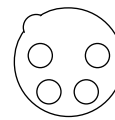


Fig. B
4 Pin

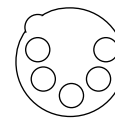


Fig. C
5 Pin

Specifications:

- Type: broadcast quality female XLR
- Housing, latch: zinc high pressure diecasting satin nickel or black chrome
- Contact base: valox DR48
- Contacts: brass 3 microns silver plated or .5 microns gold plated
- Strain relief: santoprene, UL 94 HBN
- Sealing ring: santoprene, UL 94 HB
- Pin base molding: noryl, UL 94 V-1
- Chuck: acetal, UL 94 HB
- Earthing: spring steel, 3 microns silver plate, anti-tarnish
- Optional identification rings: acetal, UL 94 HB; colors (yellow, brown, blue, green, red, white, black, and clear)
- Cable retention: chuck and screw collar
- Terminals: solder buckets
- Cable range: $\varnothing 2.8\text{mm} \sim \varnothing 8.0\text{mm}$
- Insertion force: $\leq 20\text{N}$
- Withdrawal force: $\leq 10\text{N}$
- Life: 5000 insertions min.
- Working voltage: 250VDC or AC peak
- Test voltage: 1500VAC
- Contact resistance: $\leq 3\text{m}\Omega$ max.
- Insulation resistance: $\geq 1\text{G}\Omega$
- Temperature range: $-30^\circ \sim +80^\circ\text{C}$

Mouser Stock No.	Fig.	Housing	Contacts	Current Rating (A)	Wire AWG	Cap. (pf)
164-7113	A	Nickel	Silver	16	12	≤ 4
164-7114	B	Nickel	Silver	10	16	≤ 7
164-7115	C	Nickel	Silver	7.5	18	≤ 7
164-7213	A	Black	Silver	16	12	≤ 4
164-7214	B	Black	Silver	10	16	≤ 7
164-7215	C	Black	Silver	7.5	18	≤ 7
164-7123	A	Nickel	Gold	16	12	≤ 4
164-7124	B	Nickel	Gold	10	16	≤ 7
164-7125	C	Nickel	Gold	7.5	18	≤ 7
164-7223	A	Black	Gold	16	12	≤ 4
164-7224	B	Black	Gold	10	16	≤ 7
164-7225	C	Black	Gold	7.5	18	≤ 7