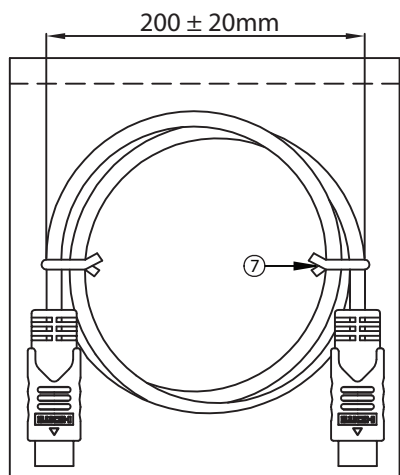
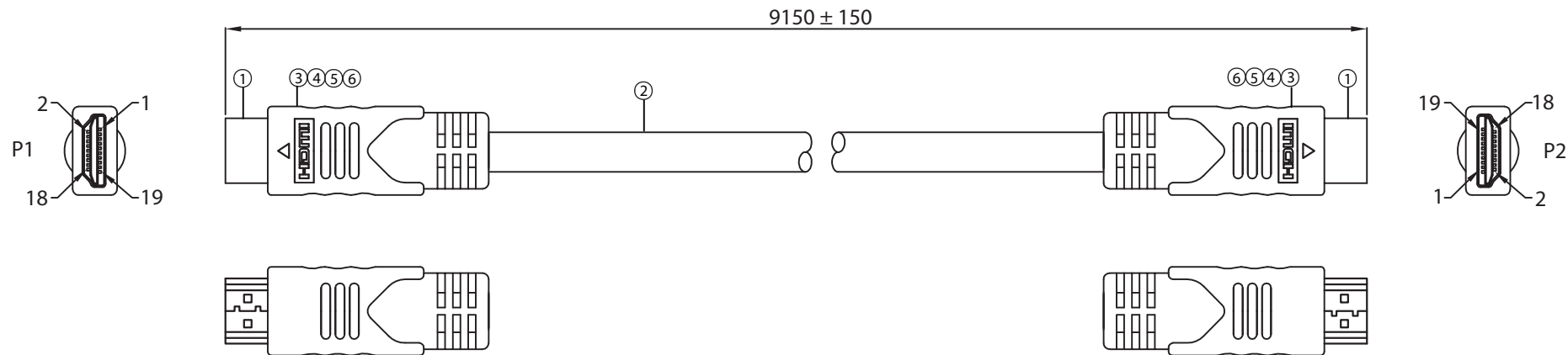
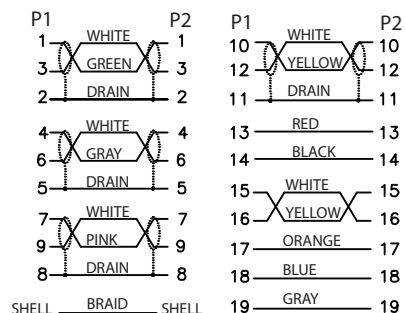


THESE DRAWINGS ARE THE PROPERTY OF QUALTEK ELECTRONICS AND NOT TO BE REPRODUCED FOR OR COMMUNICATED TO A THIRD PARTY WITHOUT THE EXPRESS WRITTEN PERMISSION OF AN OFFICER OF QUALTEK ELECTRONICS.

REVISION			
REV.	DESCRIPTION	DATE	APPROVED
A	Changed HDMI/M Mold Design / Changed Cable Spec /	03-12-07	DP
B	Changed From Crimp Terminal to Solder Terminal Updated Specifications	09-08-11	LY



### WIRING DIAGRAM



**CONTROLLED**

No.	PARTS NAME	SPECIFICATION STANDARD	QTY	REMARKS
①	HDMI/M SOLDER TYPE	PIN: GOLD PLATED, SHELL: NICKEL PLATED	2	
②	CABLE	BLACK COLOR OD: 9.0mm	1	
③	TUBE	3.0*8mm HST BLACK COLOR	8	
④	TUBE	1.0*22mm HST BLACK COLOR	2	
⑤	HDMI/M-INNER MOLD	LDPE	10g	
⑥	HDMI/M-OUTER MOLD	50P PVC/COLOR: BLACK	24g	
⑦	CABLE TIE	L=200mm BLACK COLOR	2	

### NOTES:

- CABLE: UL20276  
(24AWGx1P+D+AL/MY)x4P+24AWGx1P+24AWGx5C+ AEB  
OUTER JACKET: BLACK, O.D.: 9.0 ± 0.2mm
- CONNECTORS: HDMI MALE TO HDMI MALE
- HOOD: MOLDED TYPE, COLOR: BLACK  
COPPER FOIL MUST BE SOLDERED 360° AROUND THE CONNECTOR SHELL
- CABLE ELECTRICAL TEST:  
<1>.100% OPEN SHORT & MISS WIRE TEST  
<2>.INSULATION RESISTANCE: DC300V 10M ohm MIN.  
<3>.CONDUCTOR RESISTANCE: 5 ohm MAX.
- PACKING: 1PC/POLYBAG
- RoHS COMPLIANT

Dim range (mm)	Tolerance +/- (mm)	Qualtek Electronics Corp. WCI DIVISION		
		Part Number:	1721017-30	
0-1	0.15	Description: HDMI/M - HDMI/M		
1-6	0.20			
6-18	0.30	UNIT: mm      REV. B		
18-50	0.50			
50-120	0.70	Drawn / Date	Checked / Date	Approved / Date
120-250	0.90	B. Grubb 01-25-07	01-25-07	JJH / 01-25-07
250-500	1.20			