



**ATTENTION**  
OBSERVE PRECAUTIONS  
FOR HANDLING  
ELECTROSTATIC  
DISCHARGE  
SENSITIVE  
DEVICES

WP7113MBC

BLUE

### Features

- LOW POWER CONSUMPTION.
- POPULAR T-1 3/4 DIAMETER PACKAGE.
- GENERAL PURPOSE LEADS.
- RELIABLE AND RUGGED.
- LONG LIFE - SOLID STATE RELIABILITY.
- AVAILABLE ON TAPE AND REEL.
- RoHS COMPLIANT.

### Description

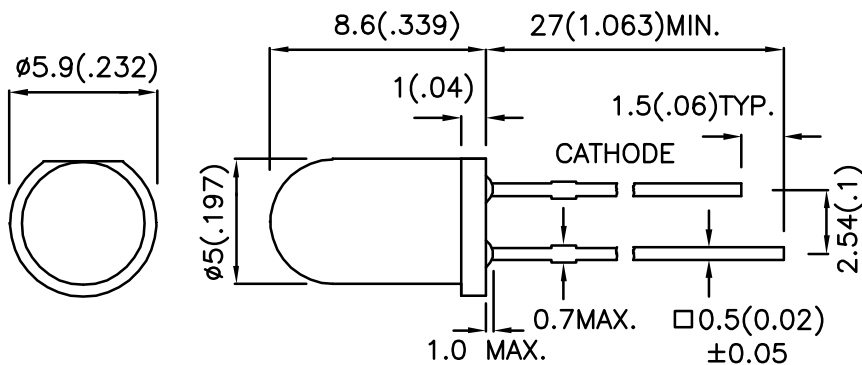
The Blue source color devices are made with GaN on SiC Light Emitting Diode.

Static electricity and surge damage the LEDs.

It is recommended to use a wrist band or anti-electrostatic glove when handling the LEDs.

All devices, equipment and machinery must be electrically grounded.

### Package Dimensions



#### Notes:

1. All dimensions are in millimeters (inches).
2. Tolerance is  $\pm 0.25(0.01)$  unless otherwise noted.
3. Lead spacing is measured where the leads emerge from the package
4. Specifications are subject to change without notice.

## Selection Guide

Part No.	Dice	Lens Type	Iv (mcd) @ 20mA		Viewing Angle
			Min.	Typ.	θ1/2
WP7113MBC	BLUE (GaN)	WATER CLEAR	50	150	16°

Note:

1. θ1/2 is the angle from optical centerline where the luminous intensity is 1/2 the optical centerline value.

## Electrical / Optical Characteristics at TA=25°C

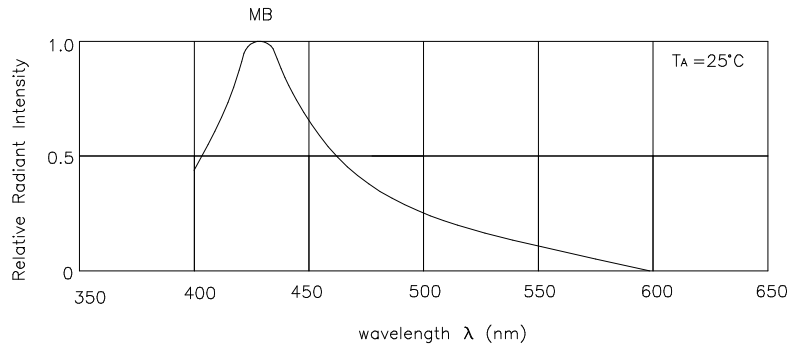
Symbol	Parameter	Device	Typ.	Max.	Units	Test Conditions
λpeak	Peak Wavelength	Blue	430		nm	IF=20mA
λD	Dominant Wavelength	Blue	466		nm	IF=20mA
Δλ1/2	Spectral Line Half-width	Blue	60		nm	IF=20mA
C	Capacitance	Blue	100		pF	VF=0V;f=1MHz
VF	Forward Voltage	Blue	3.8	4.5	V	IF=20mA
IR	Reverse Current	Blue		10	uA	VR = 5V

## Absolute Maximum Ratings at TA=25°C

Parameter	Blue	Units
Power dissipation	105	mW
DC Forward Current	30	mA
Peak Forward Current [1]	150	mA
Reverse Voltage	5	V
Operating/Storage Temperature	-40°C To +85°C	
Lead Solder Temperature [2]	260°C For 3 Seconds	
Lead Solder Temperature [3]	260°C For 5 Seconds	

Notes:

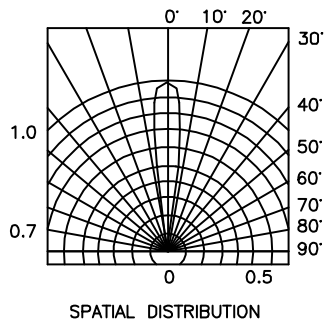
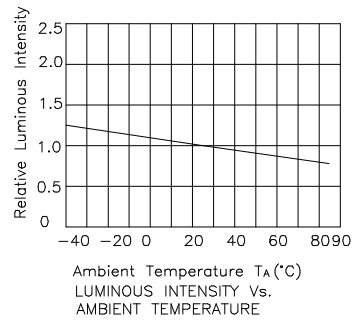
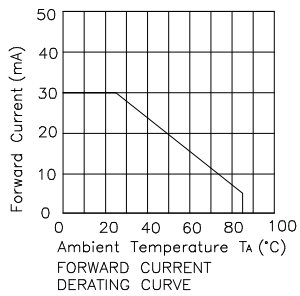
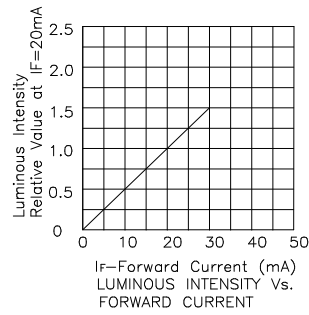
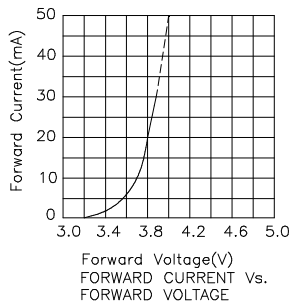
1. 1/10 Duty Cycle, 0.1ms Pulse Width.
2. 2mm below package base.
3. 5mm below package base.



RELATIVE INTENSITY Vs. WAVELENGTH

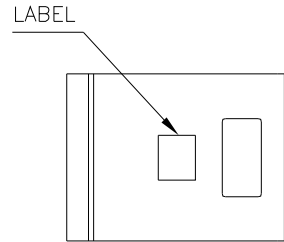
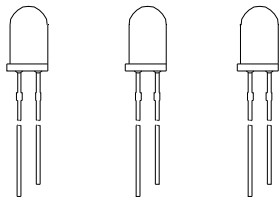
## Blue

### WP7113MBC



**PACKING & LABEL SPECIFICATIONS**

**WP7113MBC**

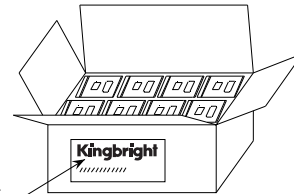


500PCS / BAG




20K / 9# BOX

OUTSIDE LABEL



OUTSIDE LABEL

10K / 5# BOX

<b>Kingbright</b>	
Q.C.	OC
TYPE NO : WP7113XXX	xxx xx xxxx PASSED
QUANTITY : 500 pcs	Date
S/N : XXX	CODE: XX
LOT NO : 	RoHS Compliant

**Remarks:**

If special sorting is required (e.g. binning based on forward voltage, luminous intensity, or wavelength), the typical accuracy of the sorting process is as follows:

1. Wavelength: +/-1nm
2. Luminous Intensity: +/-15%
3. Forward Voltage: +/-0.1V

Note: Accuracy may depend on the sorting parameters.