THIS DRAWING IS UNPUBLISHED. RELEASED FOR PUBLICATION - , - .
© COPYRIGHT - By - ALL RIGHTS RESERVED.

LOC	DIST
CM	00

REVISIONS

P	LTR	DESCRIPTION	DATE	DWN	APVD
	A	REVISED PER ECR-16-002640	10MAR2016	BW	EW

1 PARTS COMPLY TO TE SOLDERABILITY SPECIFICATION 109-11-3.

2 DIMENSIONS IN BRACKETS ARE IN INCHES.

3 CIRCUIT IDENTIFICATION CHARACTERS ARE ADJACENT TO THE INDICATED CAVITIES, BUT LOCATION AND ORIENTATION MAY DIFFER FROM PRINT.

4 FLAMMABILITY UL V-0 FOR THICKNESS 0.4, 0.45, 0.8, 1.6, AND 3.0 PER IEC 60695-11-10.

5 GLOW WIRE FLAMMABILITY (GWFI): 960°C FOR THICKNESS 0.45, 0.8, 1.6, AND 3.0 PER IEC 60695-2-12.

6 GLOW WIRE IGNITION (GWIT): 825°C FOR THICKNESS 0.45, 800°C FOR THICKNESS 0.8, 775°C FOR THICKNESS 1.6 AND 3.0 PER IEC 60695-2-13.

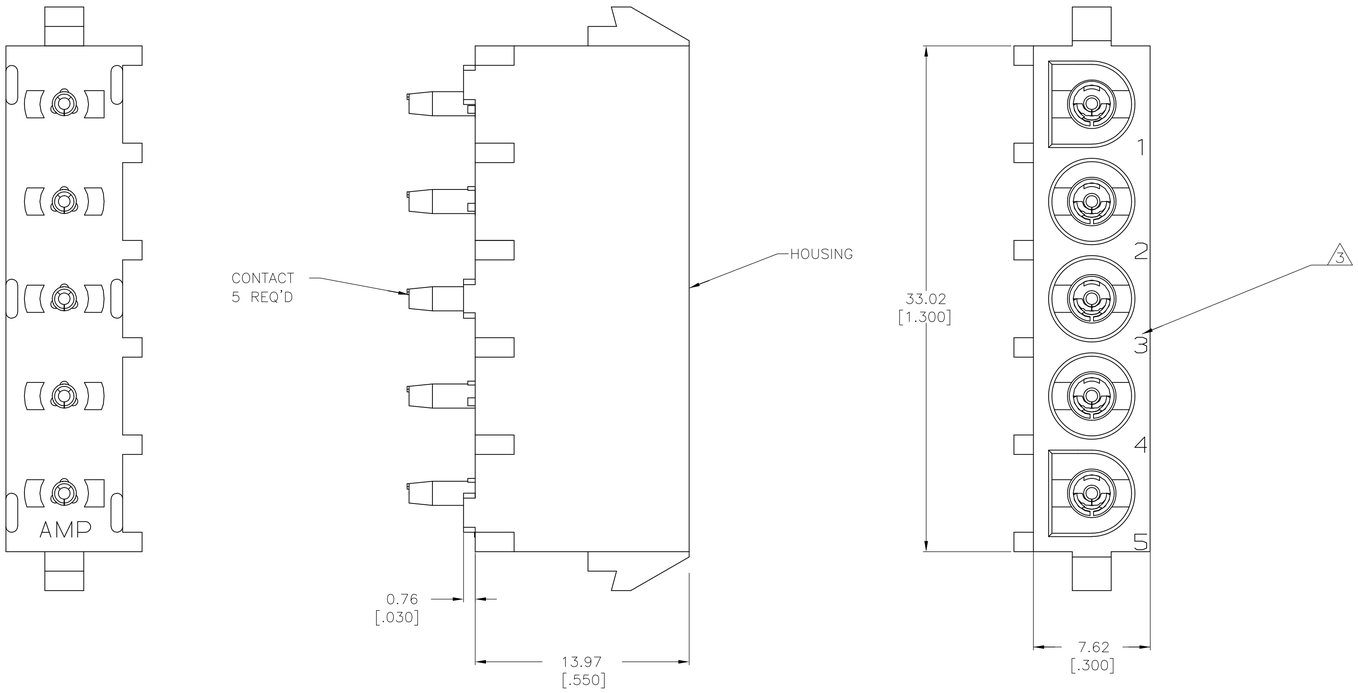

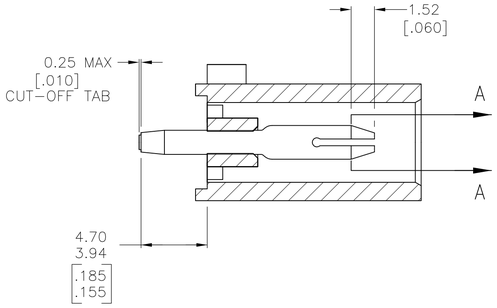

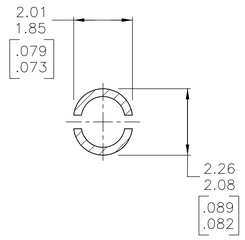

SECTION A-A
SCALE 10:1

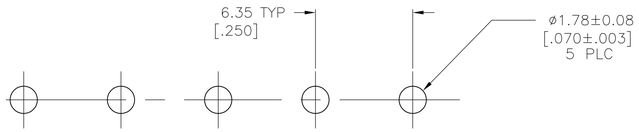

RECOMMENDED MOUNTING HOLE PATTERN
FOR 1.57 [.062] THICK P.C. BOARD

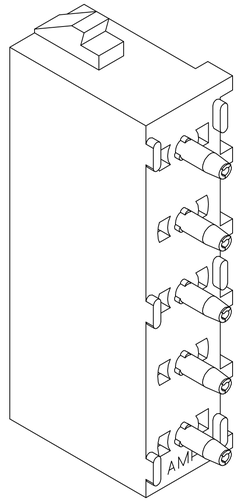

3-DIMENSIONAL MODEL
NTS

PHOSPHOR BRONZE, PRE-TIN	NYLON, UL V-0 GW, NATURAL	1969809-1
PIN CONTACT MATERIAL AND FINISH	HOUSING MATERIAL	PART NUMBER

THIS DRAWING IS A CONTROLLED DOCUMENT.

DIMENSIONS: mm [INCHES]

TOLERANCES UNLESS OTHERWISE SPECIFIED:
0 PLC ± -
1 PLC ± -
2 PLC ± 0.13 [.005]
3 PLC ± -
4 PLC ± -
ANGLES ± 0°30'

MATERIAL: SEE TABLE
FINISH: SEE TABLE

DWN 02JAN2016 BASVESH WARAD
CHK 02JAN2016 WICKES EVAN
APVD 02JAN2016 WICKES EVAN
PRODUCT SPEC —
APPLICATION SPEC —
WEIGHT —

TE Connectivity

NAME: PIN HEADER ASSEMBLY, 5 CIRCUIT UNIVERSAL MATE-N-LOK

SIZE	CAGE CODE	DRAWING NO	RESTRICTED TO
A1	00779	C-1969809	—

CUSTOMER DRAWING | SCALE 5:1 | SHEET 1 OF 1 | REV A