

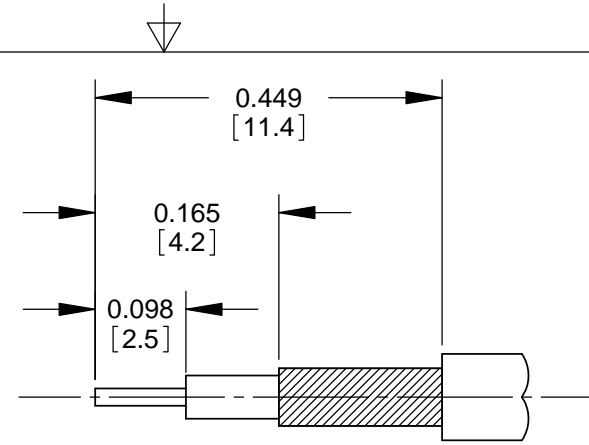
INSULATOR
NATURAL
SEE NOTE 6

SHELL
SEE NOTES
1 AND 3

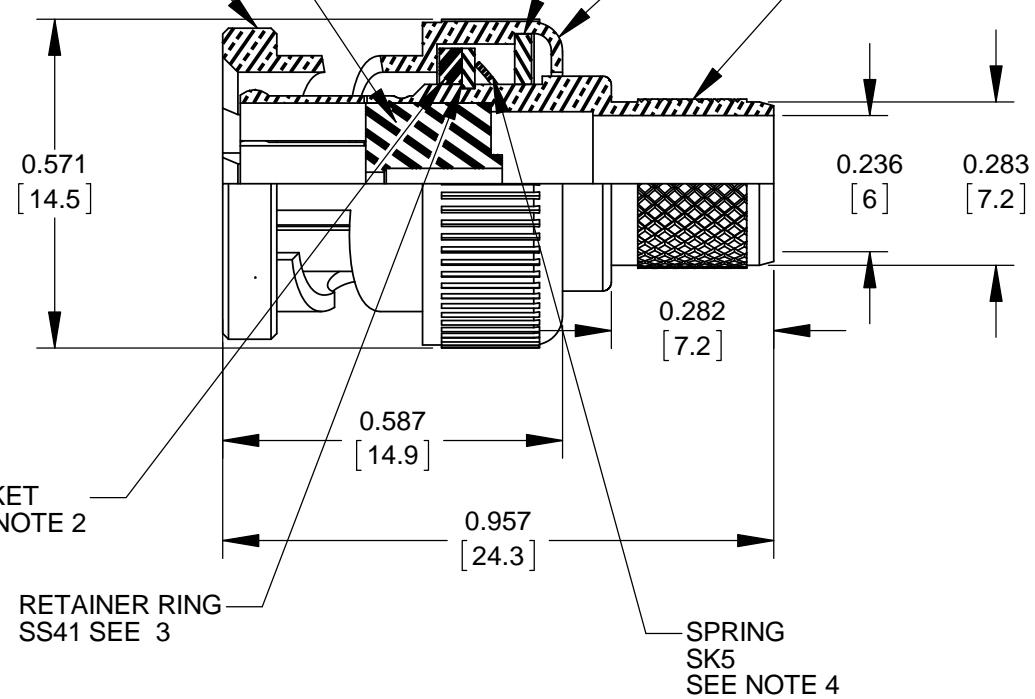
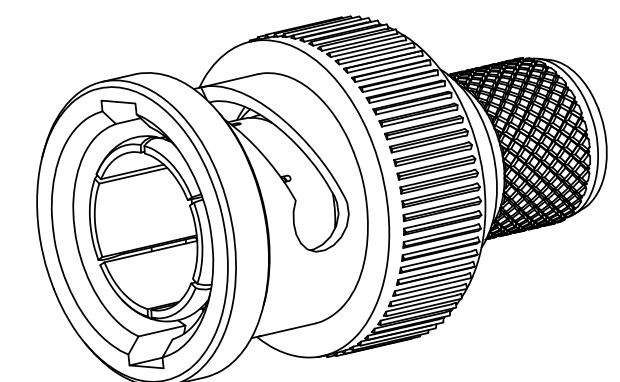
WASHER
SS41 SEE NOTE 3

FORMING

BODY
SEE NOTES 1 AND 3



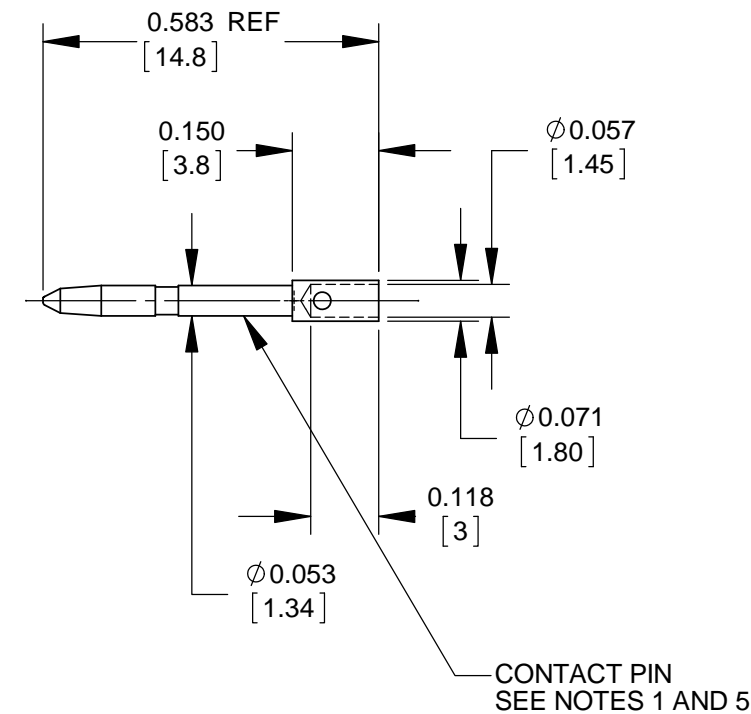
RECOMMENDED
CABLE STRIPPING DIMENSIONS



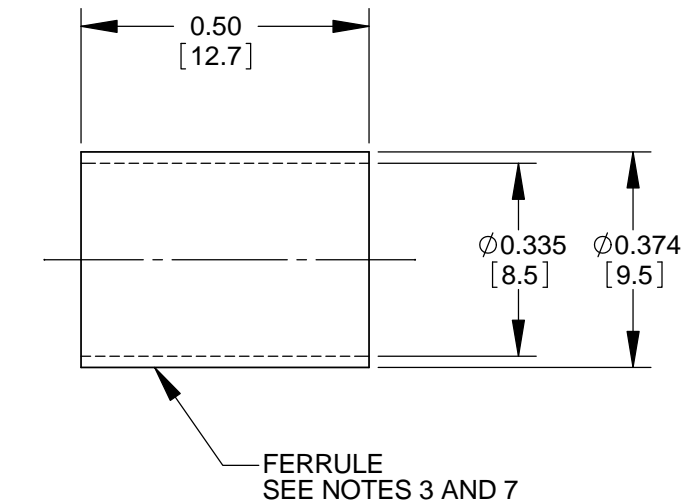
GASKET
SEE NOTE 2

RETAINER RING
SS41 SEE 3

SPRING
SK5
SEE NOTE 4



CONTACT PIN
SEE NOTES 1 AND 5



FERRULE
SEE NOTES 3 AND 7

NOTES:

FINISH (PLATING THICKNESS IN MICRO-INCHES)

1. BRASS PER QQ-8-626 (OB)
2. RED SILICONE
3. NICKEL PLATING 100 MIN THICK OVER COPPER STRIKE.
4. NICKEL PLATING 200 MIN THICK OVER COPPER STRIKE.
5. GOLD PLATING 50 MIN THICK OVER NICKEL PLATING
70 MIN THICK OVER COPPER STRIKE.
6. TEFLON MIL-P-19468
7. BRASS JIS H 3250, C 2700
8. CRIMPED FERRULE HEX CRIMP SIZE 0.324
9. CRIMPED CONTACT PIN HEX CRIMP SIZE 0.057
10. ALL DIMENSIONS ARE FOR REFERENCE ONLY UNLESS OTHERWISE SPECIFIED.
11. THIS PRODUCT IS RoHS COMPLIANT.

THIS PRODUCT MEETS SMPTE ST 2082-1 THRU 20 GHz

CUSTOMER DRAWING

					THIS DRAWING DESCRIBES A DESIGN CONSIDERED PROPRIETARY IN NATURE, DEVELOPED AND MANUFACTURED BY SWITCHCRAFT INC. AND IS RELEASED ON A CONFIDENTIAL BASIS FOR IDENTIFICATION PURPOSES ONLY.				
					SIZE *	WIDTH *	MULT *	LBS/M *	TEMPER *
					FINISH *			MATERIAL *	
					SPEC No. *			SPEC No. *	
					FIRST USED ON *		SCALE 3:1		
					DATE DRAWN	BY	CHKD	APVD	
					12-12-16	SRC	SRC	*	
					12-12-16				
					NAME			PART No.	
					UHD BNC FOR CABLE B4794R			UHDBNC47	
					DO NOT SCALE DRAWING			REV 0B	

REV	ECO NUMBER	DATE	BY	APVD
0B	WAS 00-8-626	12-13-16	SRC	SRC

REVISIONS

DO NOT SCALE DRAWING

SolidWorks CAD File (B)