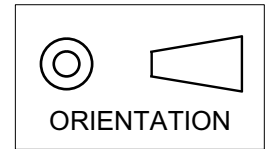


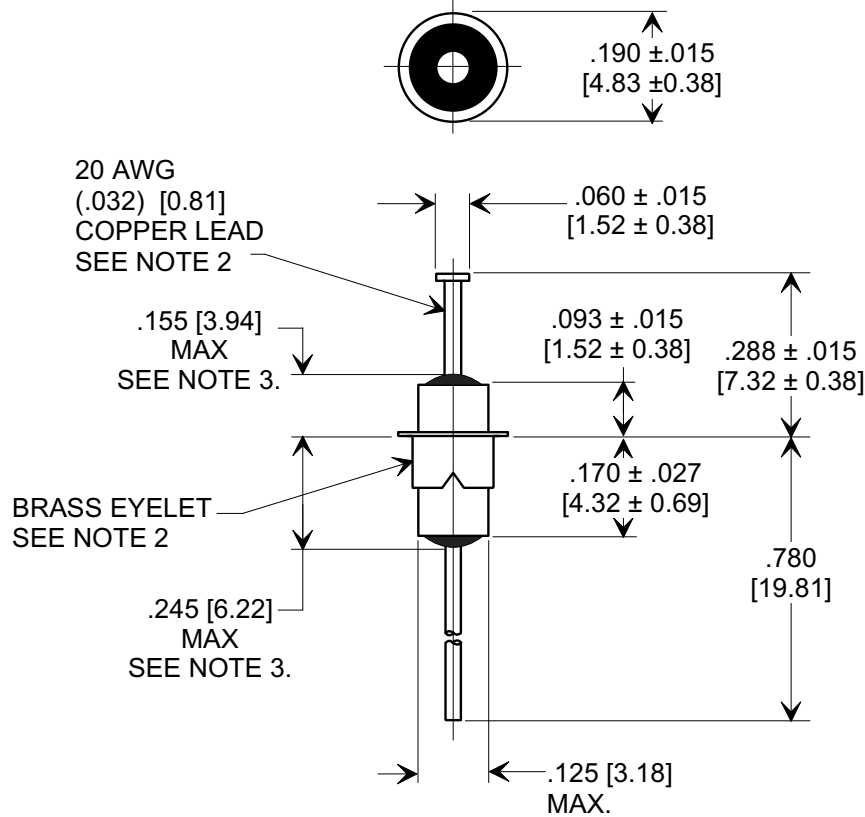
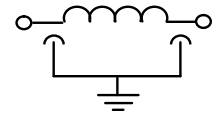
# MARKETING SALES DRAWING

**DIMENSIONS IN INCHES - DO NOT SCALE THIS DRAWING**  
**DIMENSIONS IN METRIC - [ ]**

This drawing is the property of Tusonix, Inc., and may not be used, reproduced, published or disclosed to others without expressed authorization by Tusonix Inc.



**Electrical Testing**  
**per Tusonix standard**  
**test plans and Mil-Std-202**  
**Test Methods.**



**NOTES:**

1. TUSONIX STANDARD PART NUMBER: 4101-502.
2. LEAD FINISH: 60/40 SOLDER PLATED.  
EYELET FINISH: 60/40 SOLDER PLATED.
3. DIMENSION IS TO END OF FILLET.

MIN. CAP (pF)	WORKING VOLTAGE 125°C	CURRENT Idc	DWV @ 2 SEC.	I.R. MIN.	MINIMUM NO-LOAD INSERTION LOSS (dB) AT 25°C PER MIL-STD-220			
					50 MHz	100 MHz	1 GHz	10 GHz
1750	125 DC	10A	750 VDC	10 G Ω	5	50	60	60

X-2015 Rev-0 <b>REVISION RECORD</b> Original Release C.O. ECO-668	A	<b>TUSONIX</b> TUCSON, ARIZONA	--TOLERANCES-- Unless Otherwise Specified	Title <b>EMI FILTER</b> <b>M15733/33-0001</b>	
	DECIMAL ± .031 [0.79]		Drawn L.E. 04-16-09      Scale 3 X		
	ANGLES ±		Approved R.L. 04-16-09		
	<b>A</b>		<b>4101-502</b>		