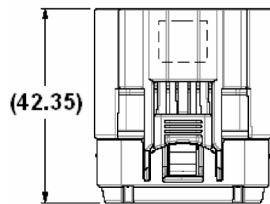
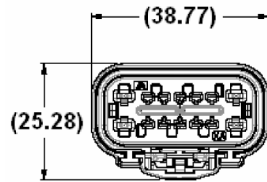


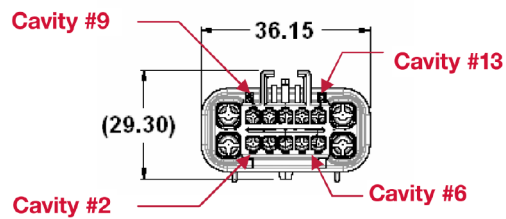
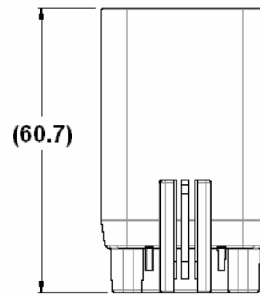


FCI 14 Way APEX 150 Hybrid Connection System

FEMALE



MALE



INDEX TYPE	HOUSING COLOR	PLUGGED SEAL POSITIONS (X)														FEMALE ASSEMBLY PART NUMBER	MALE ASSEMBLY PART NUMBER (SLOT 1)	MALE ASSEMBLY PART NUMBER (SLOT 2)	
		1	2	3	4	5	6	7	8	9	10	11	12	13	14				
A	BLACK																55251400	54251400	54251404
B	GREY																55251401	54251401	54251405
C	BROWN																55251402	54251402	54251406
D	GREEN																55251403	54251403	54251407
A	BLACK	X													X		55251408	54251412	
B	GREY	X													X		55251409	54251413	
A	BLACK					X											55251410	54251416	54251418
B	GREY					X											55251411	54251417	54251419
A	BLACK	X				X											55251412	54251420	54251422
B	GREY	X				X											55251413	54251421	54251423
A	BLACK	X				X									X		55251414	54251424	54251426
B	GREY	X				X									X		55251415	54251425	54251427
A	BLACK	X				X			X						X		55251416	54251428	54251430
B	GREY	X				X			X						X		55251417	54251429	54251431
E	YELLOW		*	*													55251404		54251408
F	YELLOW				*	*							*	*			55251405		54251409
G	YELLOW	*	*														55251406		54251410
H	YELLOW				*	*							*	*			55251407		54251411

NOTE 1: Assembly part numbers also available without CPA. See sale drawing for part numbers

NOTE 2: See Page 8 for explanation of clip slot type 1 and clip slot type 2.

* Shorting bar exists in this position.

Additional plugged cavity configurations are available upon request.