THIS DRAWING IS UNPUBLISHED. RELEASED FOR PUBLICATION -.- .
© COPYRIGHT - BY TYCO ELECTRONICS CORPORATION. ALL INTERNATIONAL RIGHTS RESERVED.

LOC	DIST
AD	00

REVISIONS

P	LTR	DESCRIPTION	DATE	DWN	APVD
	A2	REVISED PER ECO-10-008611	24APR10	HMR	NE

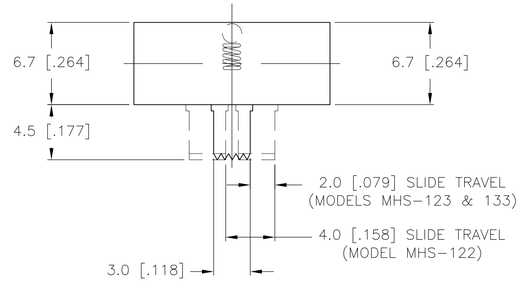

SPECIFICATIONS
MAKE-BEFORE-BREAK

MATERIALS:
ACTUATOR- POM, UL94HB BLACK
TERMINAL BOARD- PHENOLIC LAMINATED SHEET, UL94HB, NATURAL
FRAME- STEEL, NICKEL PLATE
TERMINAL/FIXED CONTACT- COPPER ALLOY, GOLD OR SILVER OVER NICKEL PLATE
MOVING CONTACT- COPPER ALLOY, GOLD OR SILVER OVER NICKLE PLATE
DETENT BALL- STEEL
COIL SPRING- GALVANIZED SPRING WIRE
SEAL- EPOXY

ELECTRICAL:
CONTACT RATING- .4VA@20VDC OR PEAK AC (GOLD); 300mA@125V AC (SILVER)
INITIAL CONTACT RESISTANCE- 30 milliohm max.
FINAL CONTACT RESISTANCE- 100 milliohm max. (AFTER TEST)
INSULTAION RESISTANCE- 1,000 Megohms min.
DIELECTRIC STRENGTH- 500V RMS@SEA LEVEL
LIFE EXPECTANCY- 15,000 CYCLES MIN.

MECHANICAL:
ACTUATION FORCE- 600+/-300 GRAMS
TRAVEL- SEE P/N TABLE

ENVIRONMENTAL:
OPERATING TEMPERATURE- -20 TO +85 DEGREES C
STORAGE TEMPERATURE- -40 TO +100 DEGREES C
RESISTANCE TO SOLDER HEAT PER 109-202, CONDITION B
SOLDERABILITY PER EIA-364-52, CLASS 2, CATEGORY 1, 95% MIN COVERAGE

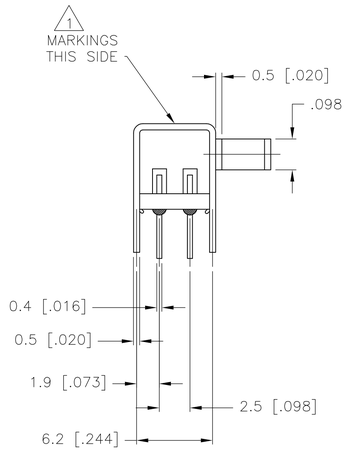

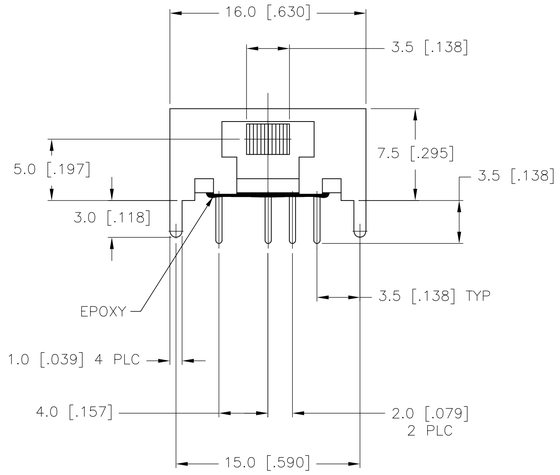

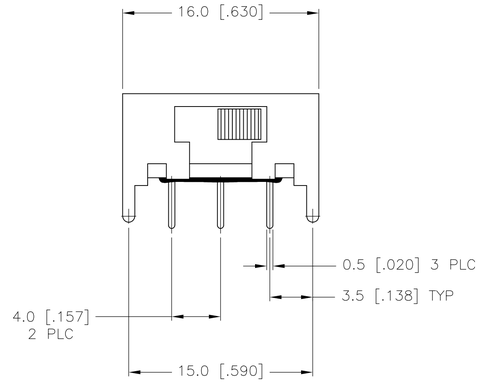

1. COUNTRY OF ORIGIN AND TE LOGO LOCATED APPROXIMATELY AS SHOWN
2. ALL MATERIALS AND FINISHES SHALL COMPLY WITH EU DIRECTIVE 2002/95/EC OF 27JAN2003 (ROHS)
3. ANTI SOLDER WICK SEAL AT TERMINAL TO BOARD INTERFACE
4. ALL PERFORMANCE TESTING WAS DONE IN ACCORDANCE TO TE SPECIFICATION 102-2469

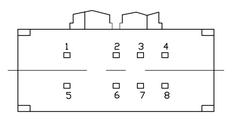

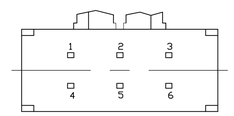

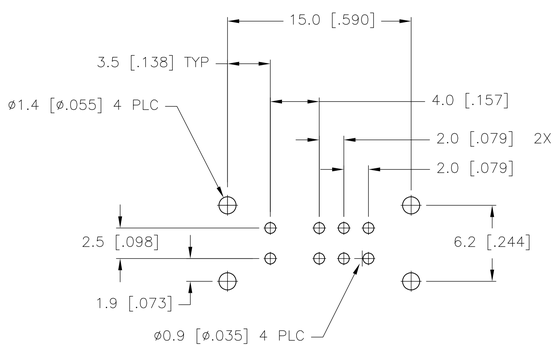

RECOMMENDED BOARD LAYOUT
PC LAYOUT TOLERANCE: ±.002

MHS233 SERIES
SWITCH

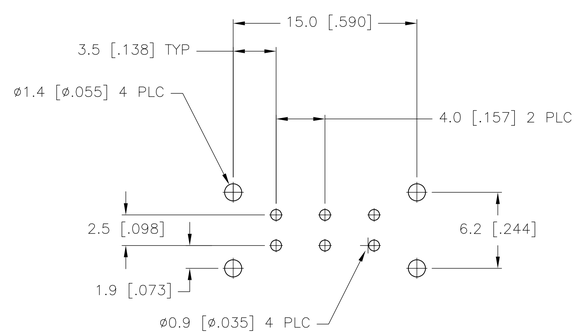

RECOMMENDED BOARD LAYOUT
PC LAYOUT TOLERANCE: ±.002

MHS222 & 223 SERIES
SWITCH

TE PART NO.	T&B PART NO.	TYPE	TRAVEL	CONTACT	1 2 3 / 4 5 6	1 2 3 4 / 5 6 7 8	1 2 3 / 4 5 6	1 2 3 4 / 5 6 7 8	1 2 3 / 4 5 6	1 2 3 4 / 5 6 7 8
1825290-1	MHS222RA04	DPDT	4.00	SILVER	5-4 / 2-1	-	NONE	-	6-5 / 3-2	-
1825290-2	MHS223RA04	DPDT	2.00		5-4 / 2-1	-	OFF	-	6-5 / 3-2	-
1825290-3	MHS233RA04	DP3T	2.00		-	6-5 / 2-1	-	7-6 / 3-2	-	8-6 / 4-2
1825290-4	MHS222GRA04	DPDT	4.00	GOLD	5-4 / 2-1	-	NONE	-	6-5 / 3-2	-
1825290-5	MHS223GRA04	DPDT	2.00		5-4 / 2-1	-	OFF	-	6-5 / 3-2	-
1825290-6	MHS233GRA04	DP3T	2.00		-	6-5 / 2-1	-	7-6 / 3-2	-	8-6 / 4-2

TERMINALS CONNECTED WHEN SLIDE IS IN POSITION SHOWN.

THIS DRAWING IS A CONTROLLED DOCUMENT.

DIMENSIONS: mm

TOLERANCES UNLESS OTHERWISE SPECIFIED:
0 PLC ± -
1 PLC ± 0.3 [.012]
2 PLC ± -
3 PLC ± -
4 PLC ± -
ANGLES ± 1°

MATERIAL -
FINISH -

DWN R BROWN 21DEC05
CHK M SARVER 21DEC05
APVD M SARVER 21DEC05
PRODUCT SPEC —
APPLICATION SPEC —
WEIGHT —

Tyco Electronics
Tyco Electronics Corporation
Harrisburg, PA 17105-3608

NAME: SLIDE SWITCH, MHS SERIES, DOUBLE POLE, RIGHT ANGLE

SIZE	CAGE CODE	DRAWING NO	RESTRICTED TO
A1	00779	C-1825290	—

CUSTOMER DRAWING | SCALE 4:1 | SHEET 1 OF 1 | REV A2

4805 (1/08)