

1480/1550nm WDM/ISOLATOR HYBRID COMBINATION

WDIH1514 Series

Product Description

Oplink's WDIH is a combination of a 1480/1550 nm filter and a 1550nm polarization insensitive optical isolator. The WDIH is a low cost model with excellent performance including low insertion loss, high isolation, high return loss, low polarization dependent loss (PDL), and low polarization mode dispersion (PMD). This product offers integrated solutions to EDFA applications by combining more functions into a very compact package.

Oplink can provide customized designs to meet specialized feature applications. Also, Oplink offers modular assemblies that integrate other components to form a full function module or subsystem.



Performance Specification

WDIH1514 Series		Single Stage	Dual Stage	Unit
Signal Operating Wavelength Range (λ_s)		C band : 1528 ~ 1564 or L band : 1570 ~ 1605		nm
Pump Channel Wavelength Range (λ_p)		1450 ~ 1495		nm
Channel Isolation (over λ_s , 0~70°C, all SOP)		≥ 21	≥ 36	dB
Isolation	Pump Channel @ λ_s	≥ 15		dB
	Signal Channel @ λ_p	≥ 25		
Insertion Loss (Over wavelength range and 0~70°C, all SOP)	Pump Channel	≤ 0.6		dB
	Signal Channel	≤ 0.9	≤ 1.1	
WDL		≤ 0.35	≤ 0.45	dB
Return Loss		≥ 55		dB
Polarization Dependent Loss (PDL)		≤ 0.10	≤ 0.20	dB
Polarization Mode Dispersion (PMD)		≤ 0.25	≤ 0.05	ps
Directivity		≥ 55		dB
Operating Power Handling		≤ 500		mW
Operating Temperature		0 to +70		°C
Storage Temperature		-40 to +85		°C
Fiber Type		Corning SMF-28		
Package Dimension *		P1 : (\varnothing) 5.5 x (L) 34.0		mm
		P2 : (\varnothing) 5.5 x (L) 40.0		

Values are referenced without connector loss

* The mechanical tolerance should be ± 0.2 mm on all package dimensions unless otherwise custom specified.

Features

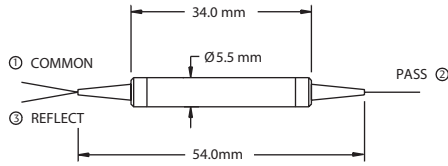
- ◆ Wide Operating Wavelength Range
- ◆ Compact Size
- ◆ High Isolation
- ◆ Ultra Low PDL & PMD
- ◆ High Stability & Reliability
- ◆ Epoxy-free Optical Path

Applications

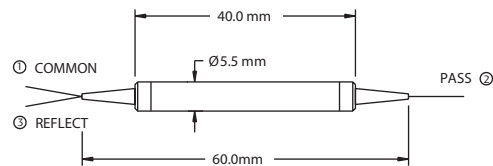
- ◆ Fiberoptic Amplifiers
- ◆ CATV Fiberoptic Links
- ◆ WDM Systems
- ◆ Fiberoptic Instruments
- ◆ Transmitters and Fiber Lasers
- ◆ Laboratory R&D

Mechanical Drawing / Package Dimensions (dimension in mm)

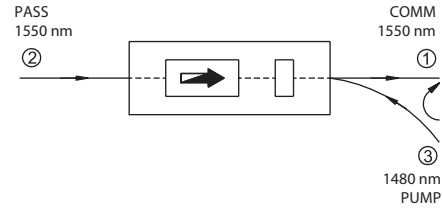
P1: SMF-28 250µm bare fiber



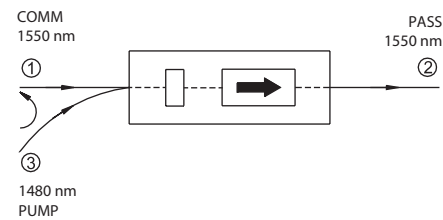
P2: 900µm loose tube



TYPE F

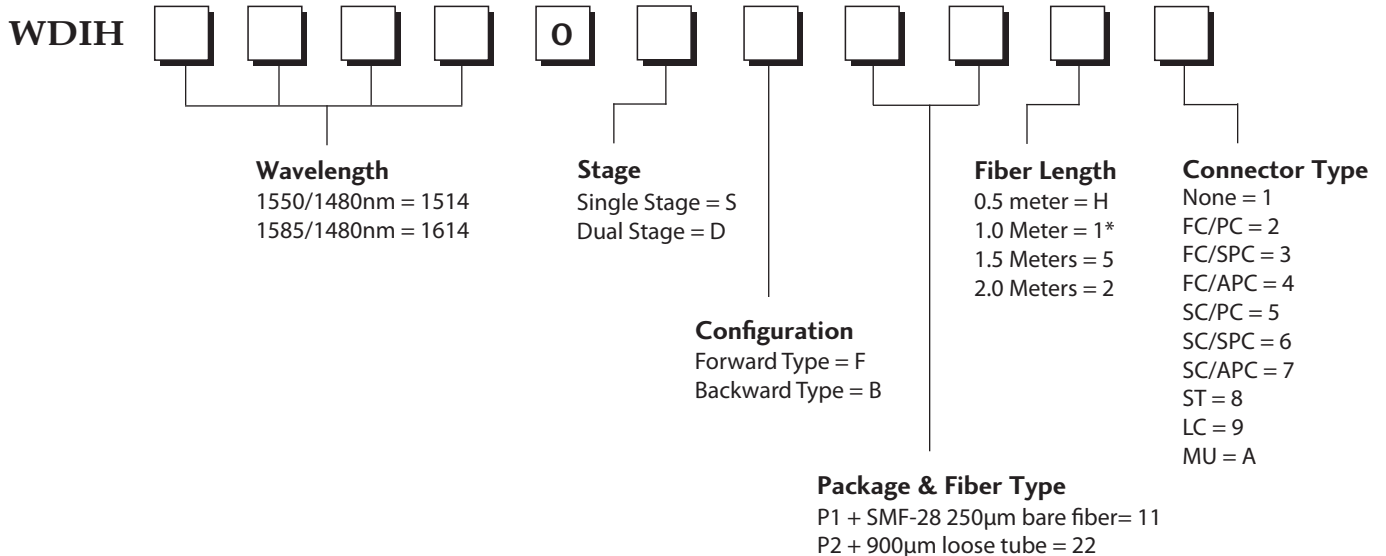


TYPE B



Ordering Information

Oplink can provide a remarkable range of customized optical solutions. For detail, please contact Oplink's OEM design team or account manager for your requirements and ordering information (510) 933-7200.



* The tolerance of fiber length is +/-0.1m. 1 meter is standard.
The lead-time for special fiber length will be longer.

Mouser Electronics

Authorized Distributor

Click to View Pricing, Inventory, Delivery & Lifecycle Information:

Molex:

[WDIH15140SF1111](#)